


USING THESE SLIDES.

Recall- 5 min activity to recall children's knowledge

Guided practice- work through together, teaching the new skills.

Intelligent practice- 10 minute independent fluency activity.

Dive deeper- These activities should take the longest. Children should think deeper and reason their answers. E.g. This is the answer because...
They may also prove their answer using a drawing, diagram etc.



The angry chilli offers a further challenge for the children.

RECALL

1) Let's count in 2s

2, 4, 6, 8, _____, _____, _____

2) Let's count in 5s

5, 10, 15, _____, _____, _____

3) How do you spell 8?

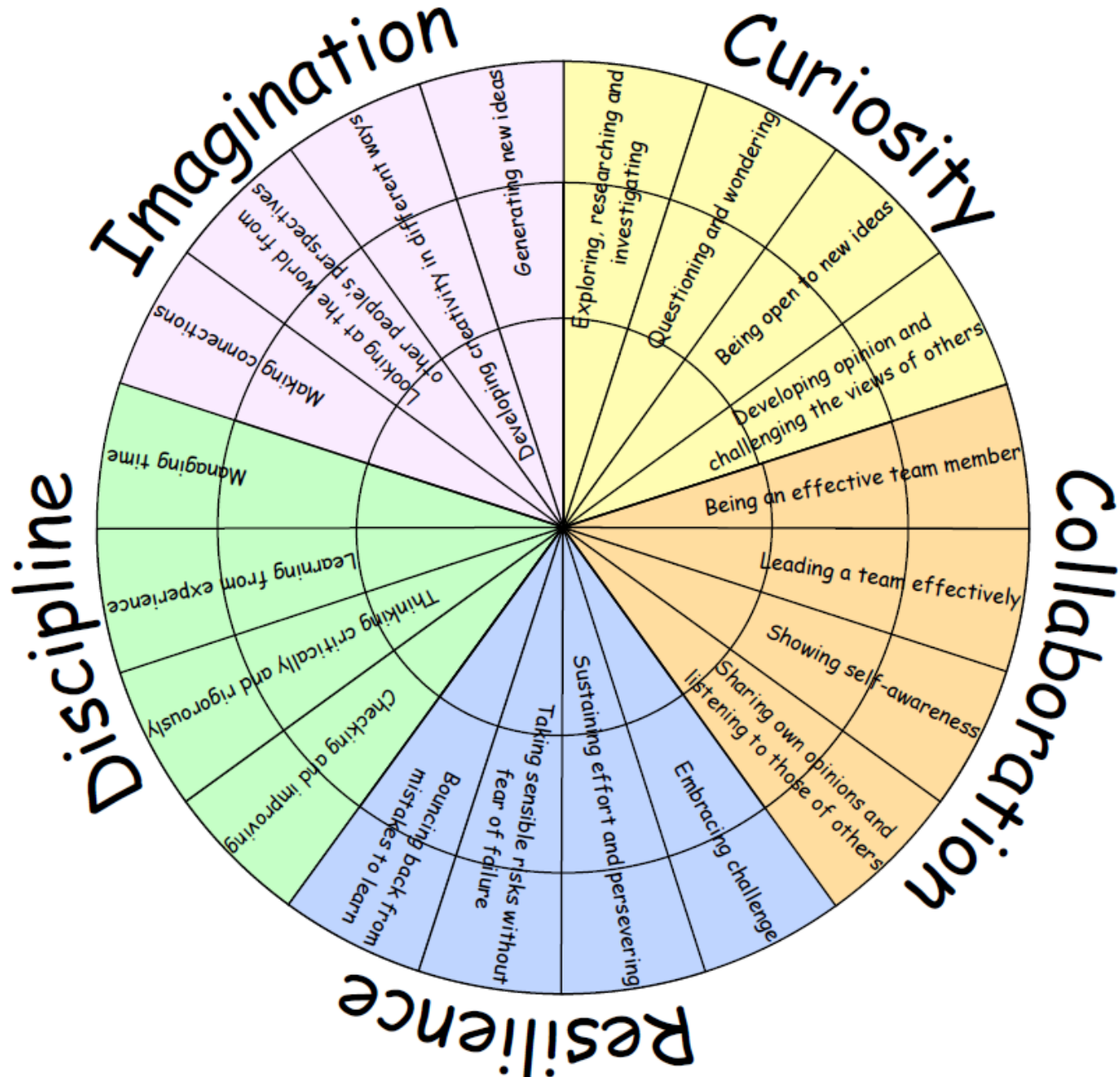
4) Compare: 37 is _____ than 49



I CAN COMPARE LENGTHS

MEASUREMENT: LENGTH AND HEIGHT

LEARNING HABITS?



GUIDED PRACTICE.

Length is measuring how long something is. Here are some words we might use:

short

shorter

shortest

long

longer


longest

same



GUIDED PRACTICE

How could we describe the lengths of the cutlery?



Which is longer/ shorter?

GUIDED PRACTICE

Let's compare fingers!

Which of your fingers is the longest?
Which of your fingers is the shortest?
Do you have two fingers that are the same?
Can you choose two fingers to compare?



GUIDED PRACTICE.

Comparing words:

_____ is **short**.

_____ is **shorter** than _____

_____ is the **shortest**.

_____ is **long**.

_____ is **longer** than _____

_____ is the **longest**.

They are the **same** length.

Can you find some objects around your house to compare. Use these sentences to compare.

INTELLIGENT PRACTICE: COMPARING LENGTH



Tick the shortest.


Two sets of horizontal bars for length comparison. Each set contains two bars of different lengths.

Set 1: A short bar on top and a longer bar on the bottom.

Set 2: A long bar on top and a shorter bar on the bottom.

Set 3: A long bar on top and a shorter bar on the bottom.

Set 4: A long bar on top and a shorter bar on the bottom.



Tick the longest

Two sets of horizontal bars for length comparison. Each set contains two bars of different lengths.

Set 1: A long bar on top and a shorter bar on the bottom.

Set 2: A long bar on top and a shorter bar on the bottom.

Set 3: A short bar on top and a longer bar on the bottom.

Set 4: A short bar on top and a longer bar on the bottom.



write in the correct comparing word

Three sets of horizontal bars for length comparison, each with a line for writing the comparing word.

Set 1: A short bar on top and a longer bar on the bottom. Text: "Is _____"

Set 2: A long bar on top and a shorter bar on the bottom. Text: "Is _____"

Set 3: A long bar on top and a shorter bar on the bottom. Text: "Is _____ than"

DIVE DEEPER 1:

Draw a longer cloud:



Draw a shorter rectangle:

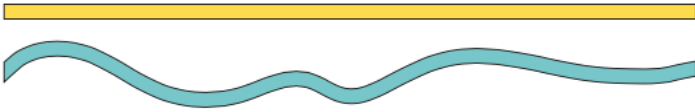


DIVE DEEPER 2:

LENGTH

Which line is longer?

Explain your reasoning.



DIVE DEEPER 3:

How many objects can you find that are shorter and longer than your pencil?

Shorter

Longer



SELF-ASSESSMENT

L.O. To compare length. 01.03.2021

Some will even: understand how to compare accurately.

Some will: Compare objects using correct language.

Most will: find the shorter/longer length.

All will: understand what length is.