


# A Bear called Paddington

## Phase 1 Day 5


By Michael Bond

BLUEPRINT - Friday 26.02.21

Michael Bond



A Bear Called  
Paddington



THE ORIGINAL  
STORY OF  
THE WORLD'S  
FAVOURITE  
BEAR -  
IN COLOUR!

Illustrated by Peggy Fortnum

## RECALL:

What does the 'visualise' mean to you?

Why is it important to visualise the events in the story?

Do you prefer to read stories with lots of visual images or text? Explain why.

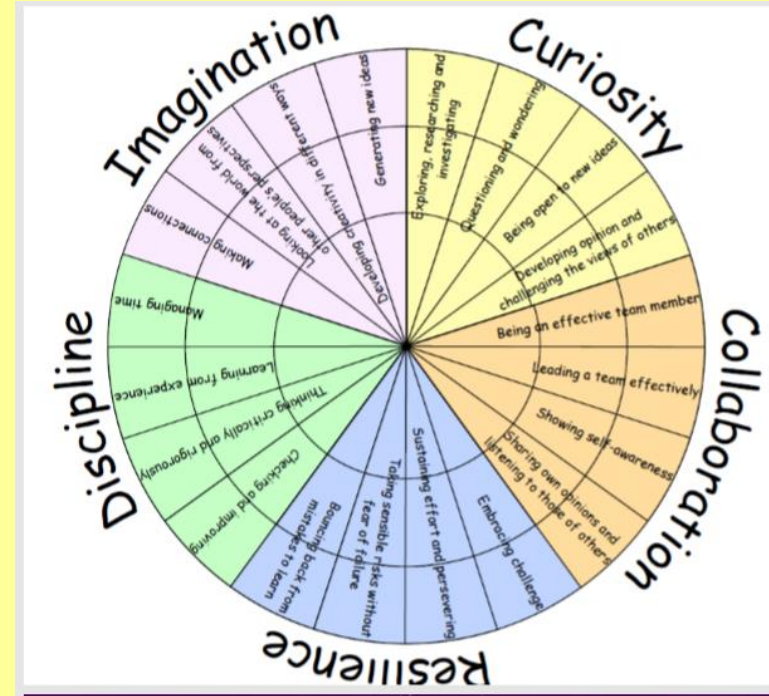
# LEARNING LADDER AND SKILLS:

- **Decoding** - I can use the context of the text to help me to read unfamiliar words.
- **Reading Detective** - I can empathise with a character.

## SKILLS:

- Blue printing

What learning habits will you focus on today?



**READING FLUENCY:READING FLUENCY:** - Read through the text. When you feel confident, see how many words you can read in 1 minute. Underline the last word you have read using a

## Chapter One - PLEASE LOOK AFTER THIS BEAR

Mr and Mrs Brown first met Paddington on a railway platform. In fact, that was how he came to have such an usual name for a bear, for Paddington was the name of the station.

The Browns were there to meet their daughter Judy, who was coming home from school for the holidays. It was a warm summer day and the station was crowded with people on their way to the seaside.

Trains were humming, loudspeakers blaring, porters rushing about shouting at one another and altogether there was so much noise that Mr Brown, who saw him first, had to tell his wife several times before she understood.

"A bear? On Paddington Station?" Mrs Brown looked at her husband in amazement. "Don't be silly, Henry. There can't be?"

Mr Brown adjusted his glasses. "But there is," he insisted. "I distinctly saw it. Over there - near the bicycle rack. It was wearing a funny kind of hat." Without waiting for a reply, he caught hold of his wife's arm and pushed her through the crowd, round a trolley laden with chocolate and cups of tea, past a bookstall and through a gap in a pile of suitcases towards the Lost Property Office.

"There you are," he announced triumphantly, pointing towards a dark corner, "I told you so!"

Mrs Brown followed the direction of his arm and dimly made out a small object in the shadows. It seemed to be sitting on some kind of suitcase and around its neck there as a label with some writing on it.

The suitcase was old and battered, and on the side, in large letters, were the words WANTED ON VOYAGE.

Mrs Brown clutched at her husband. "Why Henry," she exclaimed. "I believe you were right after all. It is a bear!"

She peered at it more closely. It seemed a very unusual kind of bear. It was brown in colour, a rather dirty brown and it was wearing a most odd-looking hat, with a wide brim, just as Mr Brown had said.

From beneath the brim two large, round eyes stared back at her.



# DEVELOPING A BLUEPRINT FOR WRITING:

Using the sequencing skill - work out what the different steps the author took to construct the story?



Paddington Station.



It was a warm summer day .



The station was crowded.



It sat on a suitcase.



Wanted on Voyage.



"I told you so!"

**TASK 1 - Choose four images and add them to the blueprint on the next side. What features would you include? Maybe:**

- speech
- description
- reported clauses

# BLUEPRINT FOR THE STORY: *Add your ideas to this blueprint and upload it to Class dojo.*

STEP	CONTENT	FEATURES
Step 1		
Step 2		
Step 3		
Step 4		

# DEVELOPING A BLUEPRINT FOR WRITING: ANSWERS

Using the sequencing skill - work out what the different steps the author took to construct the story?



Paddington Station.



It was a warm summer day .



The station was crowded.



It sat on a suitcase.



Wanted on Voyage.



"I told you so!"

The author thought about:

- The **setting - description**
- The **characters** - Mr and Mrs Brown and Paddington.
- How they **interact** (talk) to each other. - **speech**
- A **description** of the bear. - **adjectives**



Below are my thoughts for sequencing your story into 4 paragraphs.

What do you think about my choices? Read each one very carefully and visualise what is happening.

Mr and Mrs Brown are waiting at the station for Judy to arrive.

Mr and Mrs Brown have a conversation about seeing a bear at the station.

Mr and Mrs Brown move through the station and Mr Brown finds Paddington Bear.

Mrs Brown sees something and realises it's a bear.

Do you have an even better idea? If yes, write it down and share it with me.

# BLUEPRINT FOR THE STORY: Final Blueprint ideas.

STEP	CONTENT	FEATURES
Step 1	Mr and Mrs Brown are waiting at the station for Judy to arrive.	<ul style="list-style-type: none"><li>• Describe the station.</li></ul>
Step 2	Mr and Mrs Brown have a conversation about seeing a bear at the station.	<ul style="list-style-type: none"><li>• Speech, speech</li><li>• Punctuation</li><li>• Reported clauses.</li></ul>
Step 3	Mr and Mrs Brown move through the station and Mr Brown finds Paddington Bear.	<ul style="list-style-type: none"><li>• Descriptive phrases</li><li>• Short, spoken language,</li><li>• Vocabulary</li></ul>
Step 4	Mrs Brown sees something and realises it's a bear.	<ul style="list-style-type: none"><li>• Descriptive phrases of Paddington</li><li>• Speech</li></ul>