


SPRING - SHAPE LESSON 7



RECALL



How would you describe this wallpaper?



What do you notice is the same?



Can you use your shape knowledge to explain the pattern?

TO CREATE A PATTERN USING 2D SHAPES

Date Learning ladder ref

GUIDED PRACTICE


What would come next in this pattern?



Mr O'Driscoll is making a pattern. How has he done this? What comes next in the pattern? What other ways can we make a pattern?


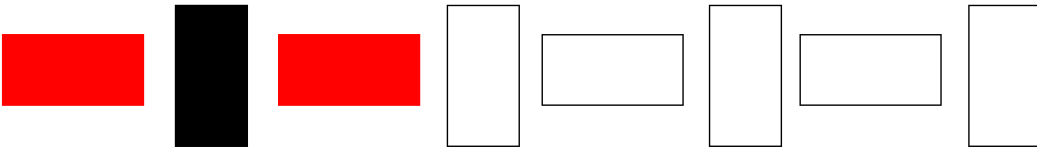
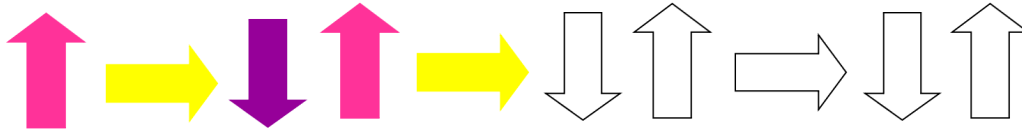


Say the pattern out loud. This should help!



This is a 3 shape repeating pattern, how else could we create a pattern? Can we use more shapes? Can we use 1 shape in lots of ways?

INTELLIGENT PRACTICE – COMPLETE THE PATTERNS



Look at the pattern that is already there and say it out loud. This should help.




DIVE DEEPER

Can you create your own shape sequence?

Think about the size, colours, orientation and pattern.

The more imaginative the better!



Think about how you could design this, start simple and repeat.



Can you create a sequence that intersects?