

Letters & Sounds with Pop





This is Pop

Pop is a little white mouse.

She can be a little bit naughty and sometimes she does silly things but she is here to help us with our Phonics.



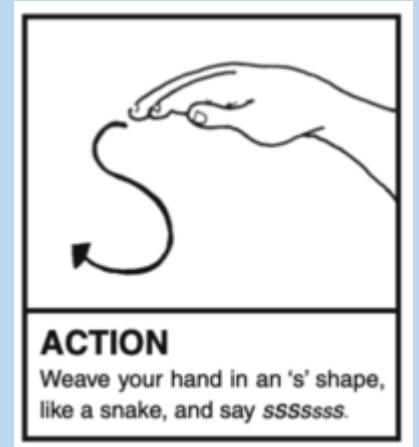
First Pop would like us to think about the letters and sounds we have learned.

She wants to make sure we can remember the name of each of the letters and the sound that letter makes.

Let's make a start:

My name is . . . and my sound is . . .

S s



[S snake is in the grass 3 times 1 - Bing video](#)

My name is . . . and my sound is . . .

A a



My name is . . . and my sound is . . .


T t



[Jolly Phonics Song - t - Bing video](#)

My name is . . . and my sound is . . .


P p



Action
Hold up index finger, as if
it is a lit candle, and
imagine puffing it
out, saying p, p, p.

My name is . . . and my sound is . . .

I i



Action
Pretend to be a mouse, by wiggling fingers on end of your nose (whiskers) and squeak i, i, i.

My name is . . . and my sound is . . .

N n



Action
Hold out arms, as if an
aeroplane nose diving
and say nnnn.

My name is . . . and my sound is . . .

M m

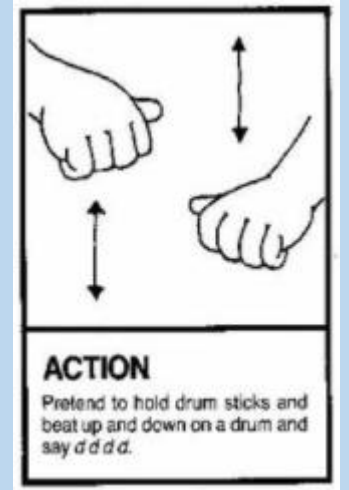


Action

Rub tummy
seeing tasty food
and say
mmmmm.

My name is . . . and my sound is . . .

D d

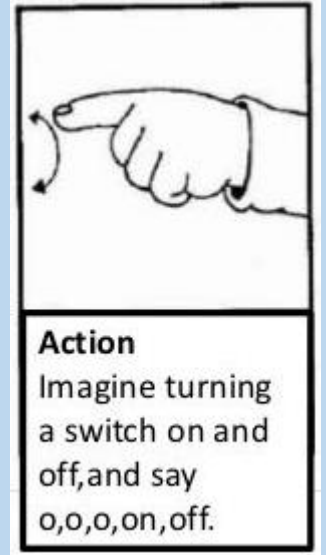
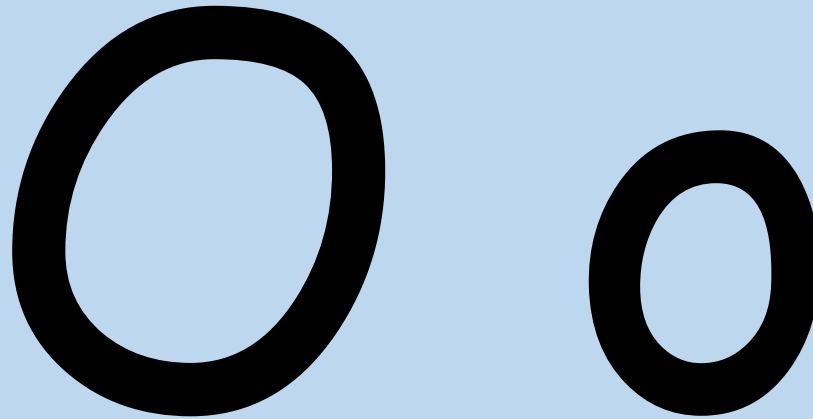


My name is . . . and my sound is . . .

G g



My name is . . . and my sound is . . .



My name is . . . and my sound is . . .

C c



[Jolly phonics letter c - Bing video](#)

My name is . . . and my sound is . . .

K k



Action
Raise hands and snap
fingers together as if
playing castanets and say
k,k,k,k.



Well done. You have remembered the first set of sounds we have learned.

Now Pop wants us to look at the next set of sounds to make sure we can remember the name of each of the letters and the sound that letter makes.

Let's make a start:

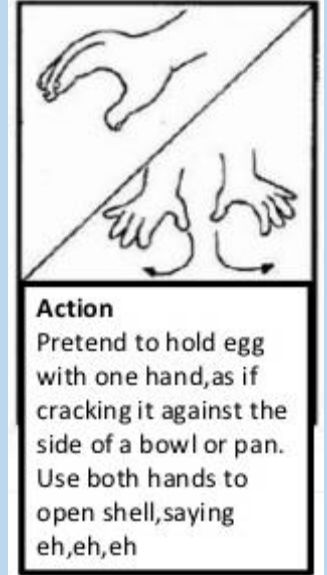
My sound is . . .

ck



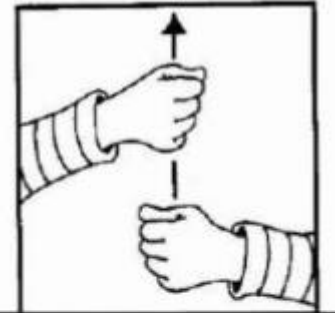
My name is . . . and my sound is . . .

E e



My name is . . . and my sound is . . .

U u



Action

Keep one hand steady and raise the other, as if raising an umbrella, and say u, u, u, up.

My name is . . . and my sound is . . .

R r



My name is . . . and my sound is . . .

H h



My name is . . . and my sound is . . .

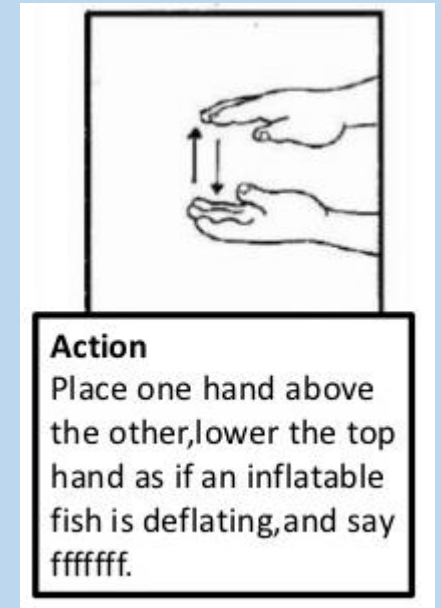
B b



[Jolly Phonics "b" Sounds - Bing video](#)

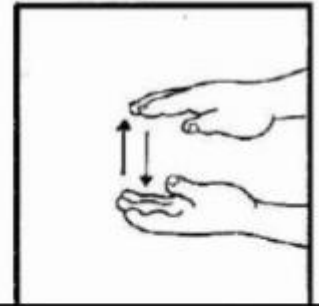
My name is . . . and my sound is . . .

F f



My name is . . . and my sound is . . .

f f



Action

Place one hand above the other, lower the top hand as if an inflatable fish is deflating, and say fffffff.

My name is . . . and my sound is . . .

L l



Action

Pretend to lick a
lolly, saying l,l,l.

My name is . . . and my sound is . . .

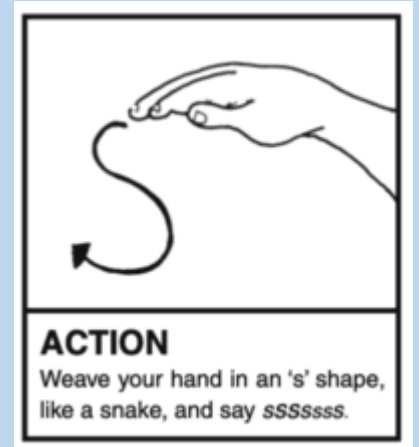


Action

Pretend to lick a lolly, saying l,l,l.

My name is . . . and my sound is . . .

S S



[S snake is in the grass 3 times 1 - Bing video](#)



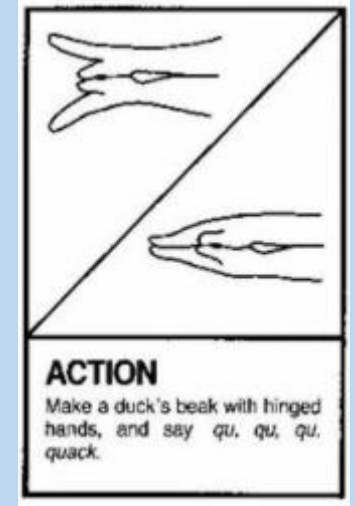
Next Pop wants us to learn about digraphs.

A digraph is when we put two letters together to make a new sound.

Let's make a start:

Here are two letters that make one sound:

qu





Now that we know these sounds Pop wants us to push some sound buttons.

We use sound buttons to help us to sound out new words then blend the sounds to read the word.

Let's make a start:

Sound buttons . . .

quack






Sound buttons . . .

quick


Sound buttons ...

quit





Sound buttons . . .

quid




Sound buttons . . .

queen



Sound buttons . . .

quest





Pop wants us to practise our tricky words.

Tricky words are words in English that we can't sound out. We just need to know them.

We are going to start with the words we have learned and then add some new ones.

Let's make a start:

Tricky words . . .

I

Tricky words . . .

as

Tricky words . . .

is

Tricky words . . .

and

Tricky words . . .

the

Tricky words . . .

go

Tricky words . . .

to

Tricky words . . .

no

Tricky words . . .

into




Next Pop wants us to try reading some sentences using the letters and sounds that we have learned.

Let's try:

Press the sound buttons first

Then blend the sounds to read the words:

a duck can quack



Press the sound buttons first

Then blend the sounds to read the words:

a queen can be quick