

Letters & Sounds with Pop





This is Pop

Pop is a little white mouse.

She can be a little bit naughty and sometimes she does silly things but she is here to help us with our Phonics.





First, Pop would like us to think about the letters and sounds we have learned.

She wants to make sure we can remember the name of each of the letters and the sound that letter makes.

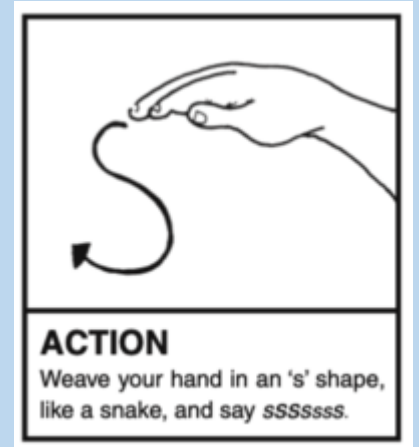
Let's make a start:



My name is . . . and my sound is . . .

Ss

Ss



[S snake is in the grass 3 times 1 - Bing video](#)



My name is . . . and my sound is . . .

A a



[Jolly Phonics Song "a-z" - Bing video](#)



My name is . . . and my sound is . . .

T t




[Jolly Phonics Song - t - Bing video](#)



My name is . . . and my sound is . . .

P p



Action
Hold up index finger, as if
it is a lit candle, and
imagine puffing it
out, saying p, p, p.



My name is . . . and my sound is . . .

I i



Action
Pretend to be a mouse, by wiggling fingers on end of your nose (whiskers) and squeak i, i, i.



My name is . . . and my sound is . . .

N n



Action
Hold out arms, as if an
aeroplane nose diving
and say nnnn.



My name is . . . and my sound is . . .

M m



Action

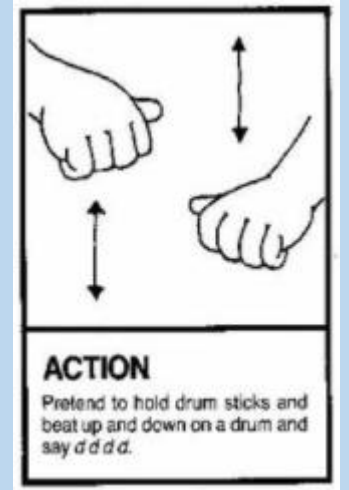
Rub tummy
seeing tasty food
and say
mmmmm.

[Jolly Phonics "m" Sounds - Bing video](#)



My name is . . . and my sound is . . .

D d



[Jolly Phonics "d" Sounds - Bing video](#)



My name is . . . and my sound is . . .

G g





Next, Pop wants us to learn about digraphs.

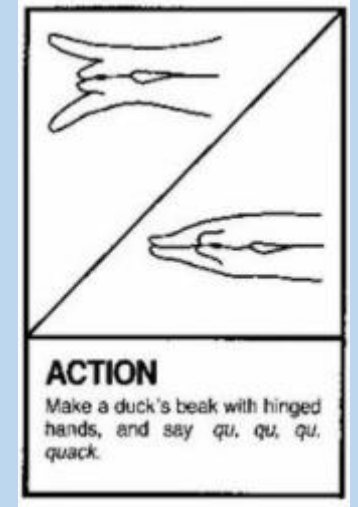
A digraph is when we put two letters together to make a new sound.

Let's make a start:



Here are two letters that make one sound:

qu

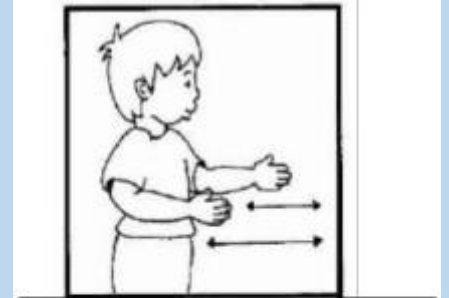


[Jolly Phonics Phase Two - Bing video](#)



Here are two letters that make one sound:

ch



Action

Pretend to be a steam train moving arms like the piston rods, saying ch,ch,ch.



Here are two letters that make one sound:

sh



Action

Place index finger over your lips ,and say sh,sh.

[JOLLY PHONICS sh song from Read Australia Having FUN with phonics - Bing video](#)



Here are two letters that make one sound:

th



[Jolly Phonics /Th/ sound song - Bing video](#)



Here are two letters that make one sound:

ng



Action

Pretend to be a weightlifter, putting your arms above your head, and say ng,ng,ng.



Here are two letters that make one sound:

ai




Action

Cup one hand over ear
, as if hard of hearing
, and say ay?




Here are two letters that make one sound:

ee




Here are two letters that make one sound:

z z



Here are two letters that make one sound:

oo oo




Here are two letters that make one sound:

ar



Here are two letters that make one sound:

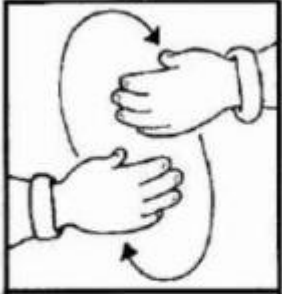
or



Here are two letters that make one sound:

ur

er
the 'er' sound

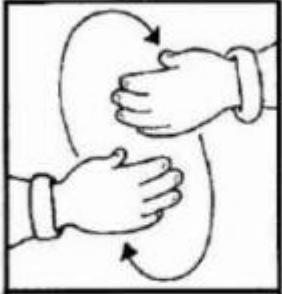


Action
Roll hands over and over each other, and say er, er (as in mixer).



er

er
the 'er' sound

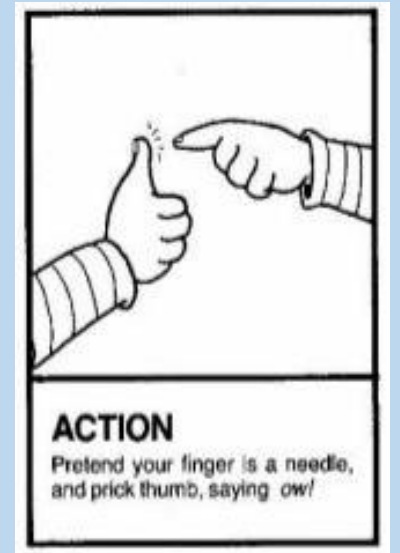


Action
Roll hands over and over each other, and say er, er(as in mixer).



Here are two letters that make one sound:

ow



Oi

oi



ACTION

Cup hands around mouth as if hailing a passing ship, saying **oi**...ship ahoy.





Now, Pop wants us to learn about trigraphs.


A trigraph is when we put three letters together to make a new sound.

Let's make a start:



Here are three letters that make one sound:

igh



Here are three letters that make one sound:

ure



Here are three letters that make one sound:

ear



Here are three letters that make one sound:

air





Now we have learned all the sounds and all the digraphs and trigraphs that we need to be able to read.

Next Pop wants us to push some sound buttons to read some new words.

We use sound buttons to help us to sound out new words then blend the sounds to read the word.

Let's make a start:



best



tilt



lift



lost



tuft



damp





Pop wants us to practise our tricky words.

Tricky words are words in English that we can't sound out. We just need to know them.

We are going to start with the words we have learned and then add some new ones.

Let's make a start:



Tricky words . . .

I



Tricky words . . .

as



Tricky words . . .

is



Tricky words . . .

and



Tricky words . . .

the



Tricky words . . .

go



Tricky words . . .

to



Tricky words . . .

no



Tricky words . . .

he



Tricky words . . .

she



Tricky words . . .

we



Tricky words . . .

me



Tricky words . . .

be



Tricky words . . .

was



Tricky words . . .

my



Tricky words . . .

into



Tricky words . . .

you



Tricky words . . .

they



Tricky words . . .

all



Tricky words . . .

are



Tricky words . . .

her



Tricky words . . .

said



Tricky words . . .

have



Tricky words . . .

like





Now that we have learned all the sounds and we know some of our tricky words, Pop wants us to learn some new tricky words.

Tricky words are words in English that we can't sound out. We just need to know them.

Today we are learning this new word:



Tricky words . . .

so



Press the sound buttons first

Then blend the sounds to read the words:

It was raining so Pop got wet.

