

Letters & Sounds with Pop





This is Pop

Pop is a little white mouse.

She can be a little bit naughty and sometimes she does silly things but she is here to help us with our Phonics.



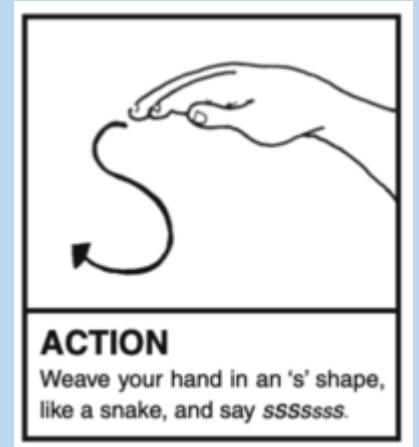
First Pop would like us to think about the letters and sounds we have learned.

She wants to make sure we can remember the name of each of the letters and the sound that letter makes.

Let's make a start:

My name is . . . and my sound is . . .

S s



[S snake is in the grass 3 times 1 - Bing video](#)

My name is . . . and my sound is . . .

A a




My name is . . . and my sound is . . .

T t



My name is . . . and my sound is . . .


P p



Action
Hold up index finger, as if
it is a lit candle, and
imagine puffing it
out, saying p, p, p.

My name is . . . and my sound is . . .

I i



Action
Pretend to be a mouse, by wiggling fingers on end of your nose (whiskers) and squeak i, i, i .

My name is . . . and my sound is . . .

N n



Action
Hold out arms, as if an
aeroplane nose diving
and say nnnn.

My name is . . . and my sound is . . .

M m

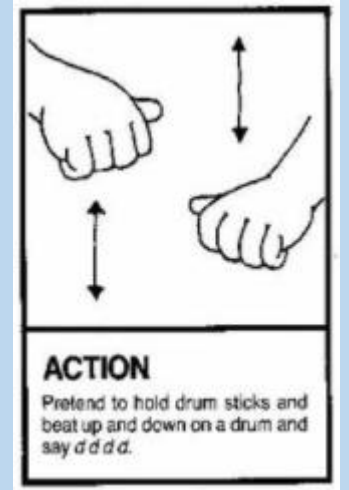


Action

Rub tummy
seeing tasty food
and say
mmmmm.

My name is . . . and my sound is . . .

D d


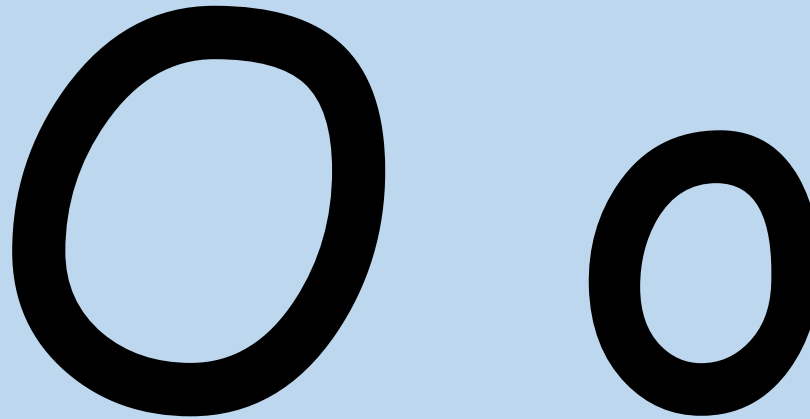


My name is . . . and my sound is . . .

G g



My name is . . . and my sound is . . .



Action
Imagine turning
a switch on and
off, and say
o, o, o, on, off.

My name is . . . and my sound is . . .

C c



[Jolly phonics letter c - Bing video](#)

My name is . . . and my sound is . . .

K k





Well done. You have remembered the first set of sounds we have learned.

Now Pop wants us to look at the next set of sounds to make sure we can remember the name of each of the letters and the sound that letter makes.

Let's make a start:

My sound is . . .

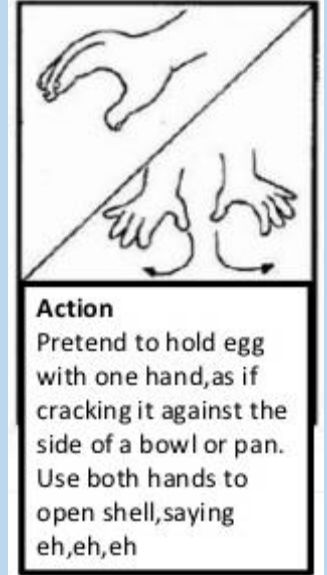
ck



Action
Raise hands and snap
fingers together as if
playing castanets and say
k,k,k,k.

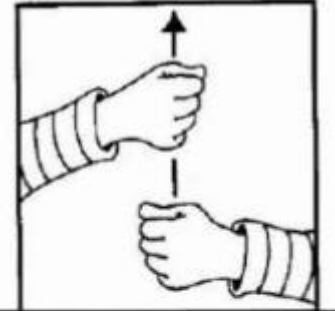
My name is . . . and my sound is . . .

E e



My name is . . . and my sound is . . .

U u



Action

Keep one hand steady and raise the other, as if raising an umbrella, and say u, u, u, up.

My name is . . . and my sound is . . .

R r



My name is . . . and my sound is . . .

H h



My name is . . . and my sound is . . .

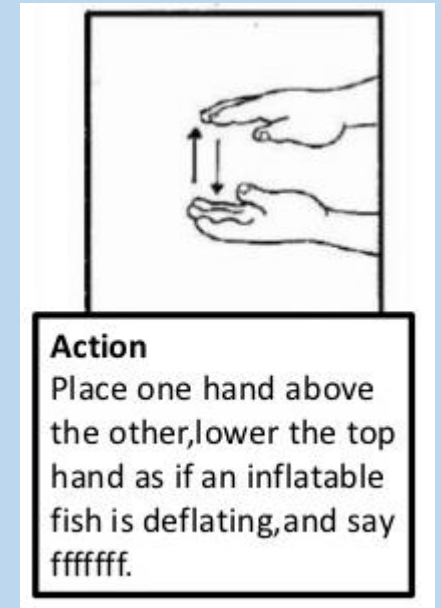
B b



[Jolly Phonics "b" Sounds - Bing video](#)

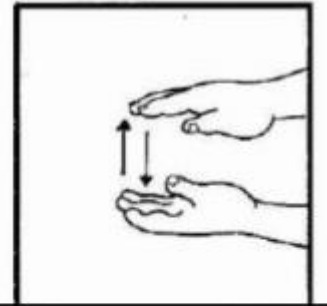
My name is . . . and my sound is . . .

F f



My name is . . . and my sound is . . .

f f



Action

Place one hand above the other, lower the top hand as if an inflatable fish is deflating, and say fffffff.

My name is . . . and my sound is . . .

L l



Action

Pretend to lick a
lolly, saying l,l,l.

My name is . . . and my sound is . . .

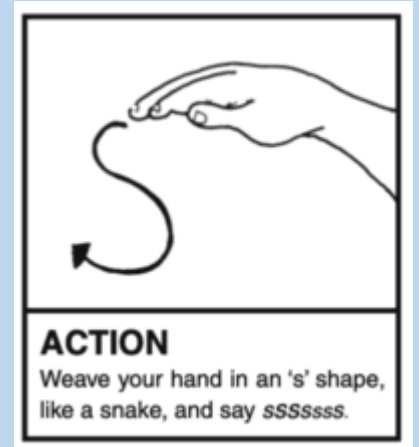


Action

Pretend to lick a lolly, saying l,l,l.

My name is . . . and my sound is . . .

S S



[S snake is in the grass 3 times 1 - Bing video](#)



Now that we know these sounds Pop wants us to push some sound buttons.

We use sound buttons to help us to sound out new words then blend the sounds to read the word.

Let's make a start:


Sound buttons ...

kick




Sound buttons . . .

sock




Sound buttons ...

pick



Sound buttons ...


pack



The word "pack" is written in a bold, black, rounded font. Below the letters, there are three markers: a red dot under the 'p', a red dot under the 'a', and a blue horizontal line under the 'ck'.


Sound buttons ...

neck



Sound buttons ...

tuck



Sound buttons . . .

had



Sound buttons . . .

him

Sound buttons . . .

hug



Sound buttons . . .

b a g



Sound buttons . . .

b e g





Pop wants us to practise our tricky words.

Tricky words are words in English that we can't sound out. We just need to know them.

We are going to start with the words we have learned and then add some new ones.

Let's make a start:

Tricky words . . .

I

Tricky words . . .

as

Tricky words . . .

is

Tricky words . . .

and

Tricky words . . .

the

Tricky words . . .

go

Tricky words . . .

to

Tricky words . . .

no

Tricky words . . .

into



Next Pop wants us to try reading some sentences using the letters and sounds that we have learned.

Let's try:

Press the sound buttons first

Then blend the sounds to read the words:

a hug and a kiss



Press the sound buttons first

Then blend the sounds to read the words:

a . . . on a . . .

Press the sound buttons first

Then blend the sounds to read the words:

on top of the rock

