

Letters & Sounds with Pop





This is Pop

Pop is a little white mouse.

She can be a little bit naughty and sometimes she does silly things but she is here to help us with our Phonics.





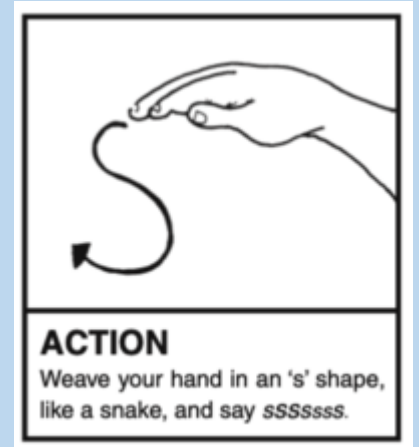
First Pop would like us to think about the letters and sounds we have learned.

She wants to make sure we can remember the name of each of the letters and the sound that letter makes.

Let's make a start:



My name is . . . and my sound is . . .



Ss

SS

[S snake is in the grass 3 times 1 - Bing video](#)



My name is . . . and my sound is . . .



Cc

Kk

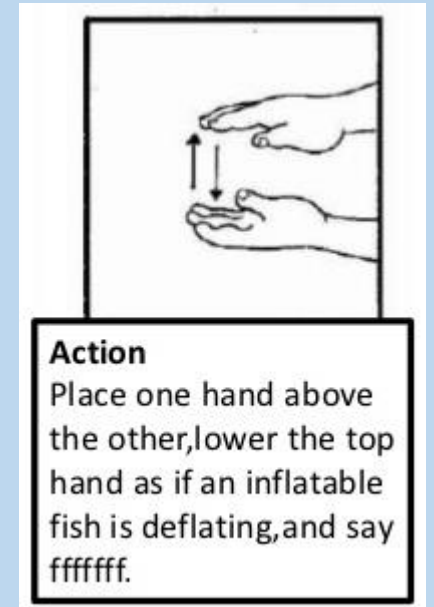
ck




My name is . . . and my sound is . . .

Ff

ff



My name is . . . and my sound is . . .




Action
Pretend to lick a
lolly, saying l,l,l.

L l l l



My name is . . . and my sound is . . .

J j



My name is . . . and my sound is . . .

V v



My name is . . . and my sound is . . .

W w



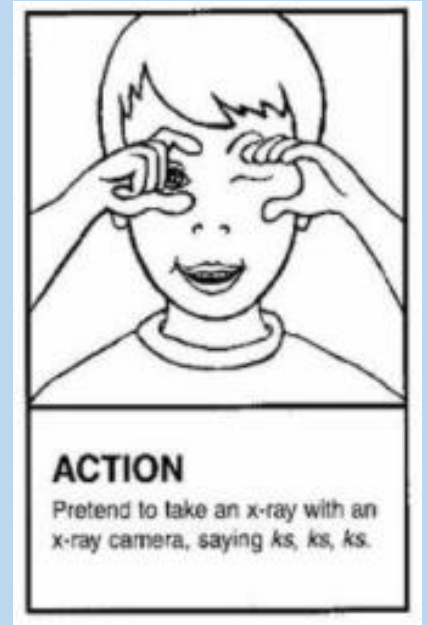


Action

Blow onto open hands like
the wind, repeating
wh,wh,wh

[Jolly Phonics W - Bing video](#)



My name is . . . and my sound is . . .



My name is . . . and my sound is . . .

Zz

zz



Action

Pretend to be a bee, with
elbows in, and hands
flapping, saying
zzzzzzzzzzzzzzzz.





Next Pop wants us to learn about digraphs.

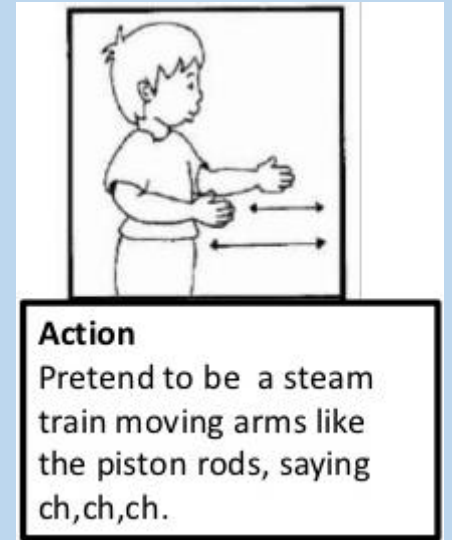
A digraph is when we put two letters together to make a new sound.

Let's make a start:



Here are two letters that make one sound:

ch



Here are two letters that make one sound:

o a



Action

Bring hand up to mouth as if seeing something go wrong, and say oh!.



Here are two letters that make one sound:

ng



Action

Pretend to be a weightlifter, putting your arms above your head, and say ng,ng,ng.



Here are two letters that make one sound:

th



[Jolly Phonics /Th/ sound song - Bing video](#)

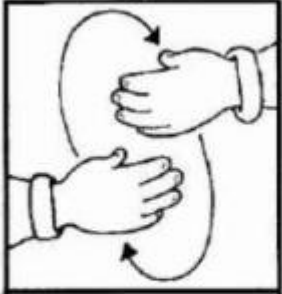


Here are two letters that make one sound:

er

ur

er
the 'er' sound

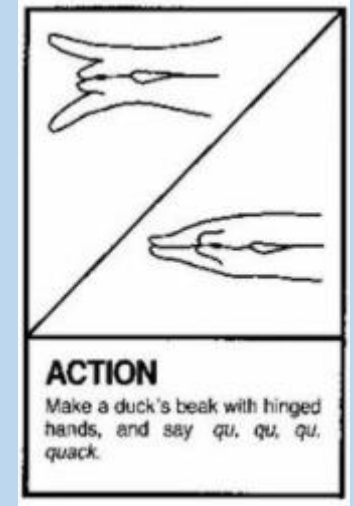


Action
Roll hands over and over each other, and say er, er(as in mixer).



Here are two letters that make one sound:

qu



Here are two letters that make one sound:

Oi



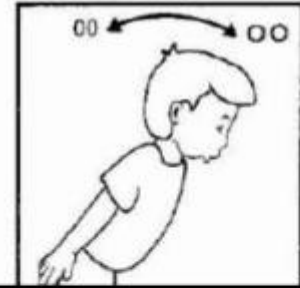
Action

Cup hands around mouth as if hailing a passing boat, saying 'oi, ship ahoy'.



Here are two letters that make one sound:

oo oo



Action

Imagine being the cuckoo in a cuckoo clock, jutting head forwards and back, repeating the call of the cuckoo, u,oo,u,oo.



Here are two letters that make one sound:

sh



Action

Place index finger over your lips ,and say sh,sh.

[JOLLY PHONICS sh song from Read Australia Having FUN with phonics - Bing video](#)



Here are two letters that make one sound:

ai



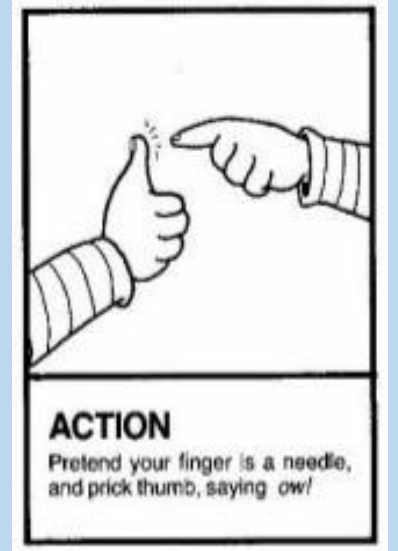
Action

Cup one hand over ear
, as if hard of hearing
, and say ay?




Here are two letters that make one sound:

ow



Here are two letters that make one sound:

ee





Now Pop wants us to learn about trigraphs.


A trigraph is when we put three letters together to make a new sound.

Let's make a start:



Here are three letters that make one sound:

igh



Here are three letters that make one sound:

ear



Here are three letters that make one sound:

air



Here are three letters that make one sound:

ure





Now we have learned all the sounds and all the digraphs and trigraphs that we need to be able to read.

Next Pop wants us to push some sound buttons to read some new words.

We use sound buttons to help us to sound out new words then blend the sounds to read the word.

Let's make a start:



peel heel feet



rain

gain

rail



pain

main



see bee free



sight tight night



cow

wow

how





Pop wants us to read some **CVCC** words.

These are words that have a consonant, then a vowel, then two consonants.

The **vowels** are:

a e i o u

The **consonants** are all the other letters in the alphabet.

Let's have a look:



Can you see the **vowel** in this word?

That's right in this word it's **a**

trap



Can you see the vowel in this word?

That's right in this word it's a

track



Can you see the vowel in this word?

That's right in this word it's i

twin



Can you see the **vowel** in this word?

That's right in this word it's **i**

bring



Can you see the vowel in this word?

That's right in this word it's a

crash



Can you see the vowel in this word?

That's right in this word it's a

tram



Can you see the vowel in this word?

That's right in this word it's o

drop



Can you see the vowel in this word?

That's right in this word it's a

drag



Can you see the vowel in this word?

That's right in this word it's o

flop



Can you see the **vowel** in this word?

That's right in this word it's **a**

start



Can you see the **vowel** in this word?

That's right in this word it's **o**

sport



Can you see the **vowel** in this word?

That's right in this word it's **a**

part





Pop wants us to practise our tricky words.

Tricky words are words in English that we can't sound out. We just need to know them.

Let's make a start:



Tricky words . . .

was



Tricky words . . .

my



Tricky words . . .

you



Tricky words . . .

all



Tricky words . . .

are



Tricky words . . .

be



Tricky words . . .

me



Tricky words . . .

she



Tricky words . . .

we



Tricky words . . .

he



Tricky words . . .

said



Tricky words . . .

so





Pop wants us to learn two new tricky words today.

Let's have a look:



Tricky words . . .

there



Tricky words . . .

were



Read the first sentence together then write a sentence in your Phonics book:

Pop said "There is a tram on the track."

Duck said "Do not trip on the track."

"I will not trip on the track", said Pop.

