

# Letters & Sounds with Pop





This is Pop

Pop is a little white mouse.

She can be a little bit naughty and sometimes she does silly things but she is here to help us with our Phonics.

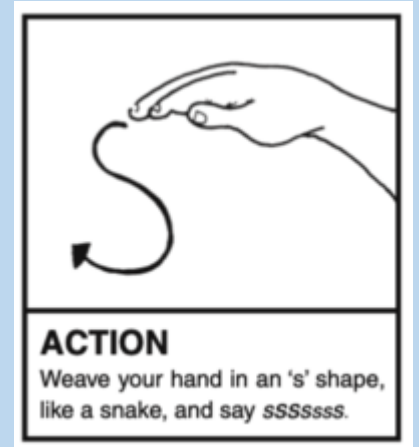


First Pop would like us to think about the letters and sounds we have learned.

She wants to make sure we can remember the name of each of the letters and the sound that letter makes.

Let's make a start:

My name is . . . and my sound is . . .



Ss

SS

[S snake is in the grass 3 times 1 - Bing video](#)

My name is . . . and my sound is . . .



Cc

Kk

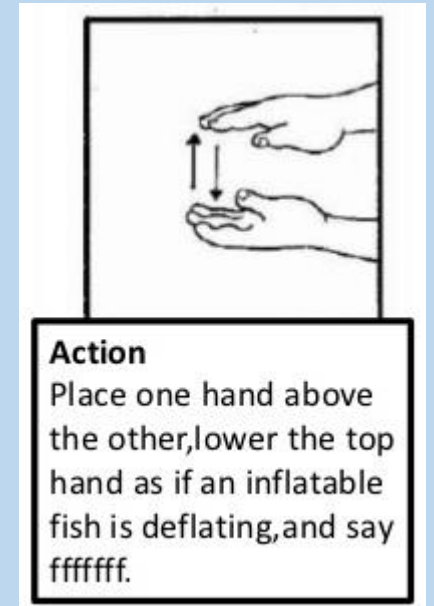
ck

[Jolly phonics letter c - Bing video](#)


My name is . . . and my sound is . . .

Ff

ff



My name is . . . and my sound is . . .




**Action**

Pretend to lick a lolly, saying l,l,l.

L l l l

My name is . . . and my sound is . . .


J j





My name is . . . and my sound is . . .

V v



[Jolly Phonics V - Bing video](#)

My name is . . . and my sound is . . .

W w

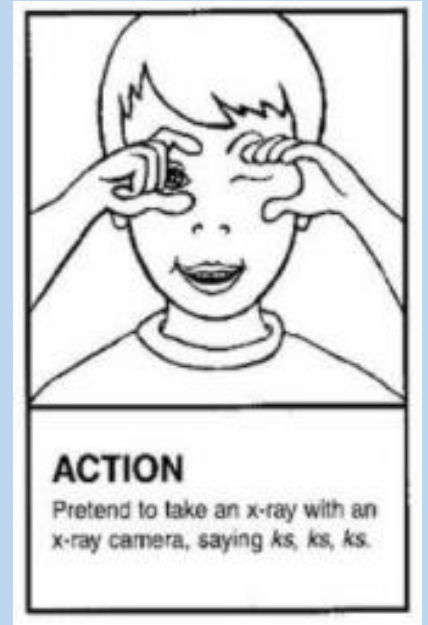




**Action**

Blow onto open hands like  
the wind, repeating  
wh,wh,wh

[Jolly Phonics W - Bing video](#)


My name is . . . and my sound is . . .



My name is . . . and my sound is . . .

Zz

ZZ



**Action**

Pretend to be a bee, with  
elbows in, and hands  
flapping, saying

zzzzzzzzzzzzzzzz.



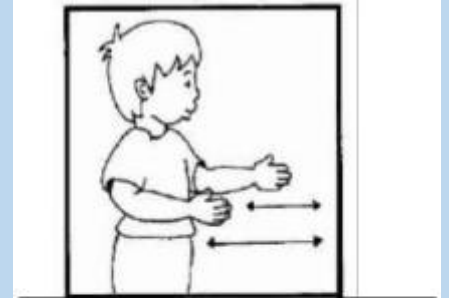
Next Pop wants us to learn about digraphs.

A digraph is when we put two letters together to make a new sound.

Let's make a start:

Here are two letters that make one sound:

ch



**Action**

Pretend to be a steam train moving arms like the piston rods, saying ch,ch,ch.

Here are two letters that make one sound:

o a



**Action**

Bring hand up to mouth as if seeing something go wrong, and say oh!.

Here are two letters that make one sound:

ng



**Action**

Pretend to be a weightlifter, putting your arms above your head, and say ng,ng,ng.



Here are two letters that make one sound:

th

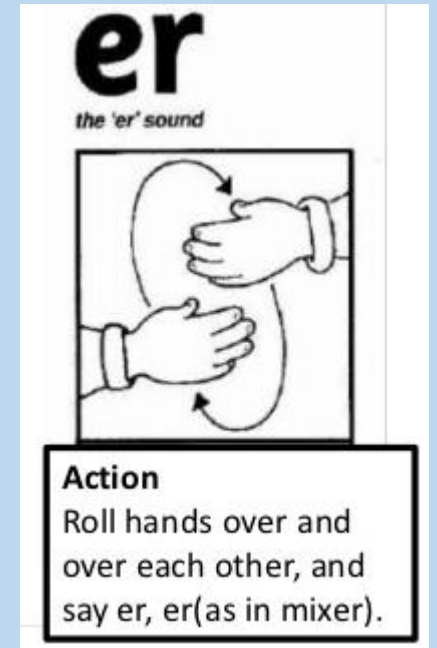


[Jolly Phonics /Th/ sound song - Bing video](#)

Here are two letters that make one sound:

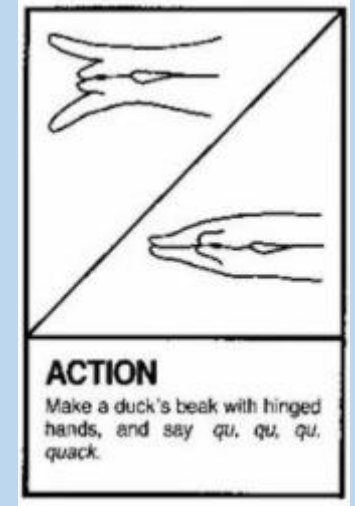
er

ur



Here are two letters that make one sound:

qu



Here are two letters that make one sound:

Oi

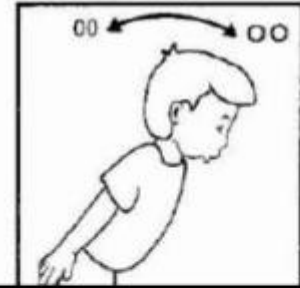


**Action**

Cup hands around mouth as if hailing a passing boat, saying 'oi, ship ahoy'.

Here are two letters that make one sound:

oo



**Action**

Imagine being the cuckoo in a cuckoo clock, jutting head forwards and back, repeating the call of the cuckoo, u,oo,u,oo.

Here are two letters that make one sound:

sh



**Action**

Place index finger over your lips ,and say sh,sh.

[JOLLY PHONICS sh song from Read Australia Having FUN with phonics - Bing video](#)

Here are two letters that make one sound:

ai

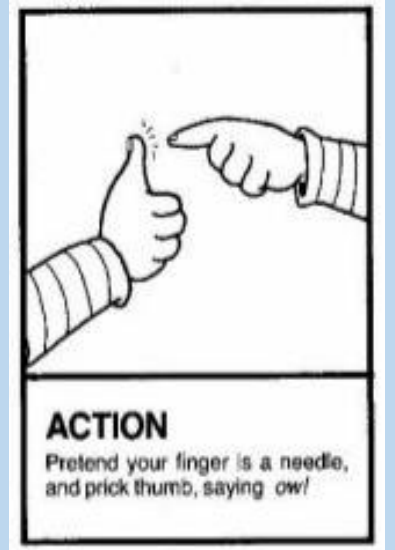


**Action**

Cup one hand over ear  
, as if hard of hearing  
, and say ay?

Here are two letters that make one sound:


ow





Here are two letters that make one sound:

ee






Now Pop wants us to learn about trigraphs.

A trigraph is when we put three letters together to make a new sound.

Let's make a start:

Here are three letters that make one sound:

igh



Here are three letters that make one sound:

ear

Here are three letters that make one sound:

air

Here are three letters that make one sound:

ure



Now we have learned all the sounds and all the digraphs and trigraphs that we need to be able to read.

Next Pop wants us to push some sound buttons to read some new words.

We use sound buttons to help us to sound out new words then blend the sounds to read the word.

Let's make a start:

pure

cure

sure



fair

air

lair

church

hurl

curl

town

brown

right      bright



Pop wants us to read some **CVCC** words.

These are words that have a consonant, then a vowel, then two consonants.

The **vowels** are:

a e i o u

The **consonants** are all the other letters in the alphabet.

Let's have a look:

Can you see the vowel in this word?

That's right in this word it's *e*

nest

Can you see the vowel in this word?

That's right in this word it's e

vest

Can you see the **vowel** in this word?

That's right in this word it's **e**

pest



Can you see the vowel in this word?

That's right in this word it's a

past

Can you see the vowel in this word?

That's right in this word it's a

last

Can you see the vowel in this word?

That's right in this word it's i

list

Can you see the vowel in this word?

That's right in this word it's i

lisp

Can you see the vowel in this word?

That's right in this word it's i

limp

Can you see the **vowel** in this word?

That's right in this word it's **a**

lamp

Can you see the vowel in this word?

That's right in this word it's u

lump



Pop wants us to practise our tricky words.

Tricky words are words in English that we can't sound out. We just need to know them.

Let's make a start:



Tricky words . . .

go

Tricky words . . .

and

Tricky words . . .

I

Tricky words . . .

**is**

Tricky words . . .

like

Tricky words . . .

come



Pop wants us to learn two new tricky words today.

Let's have a look:

Tricky words . . .

said



Tricky words . . .

so

Read the first sentence together then write a sentence in your Phonics book:

Pop said "Bird needs a nest so she can lay her eggs."

Pop said "Can you make a nest?"

Duck said "I can make a nest too."