

# Letters & Sounds with Pop





This is Pop

Pop is a little white mouse.

She can be a little bit naughty and sometimes she does silly things but she is here to help us with our Phonics.





First, Pop would like us to think about the letters and sounds we have learned.

She wants to make sure we can remember the name of each of the letters and the sound that letter makes.


Let's make a start:



My name is . . . and my sound is . . .

Ss

Ss



[S snake is in the grass 3 times 1 - Bing video](#)



My name is . . . and my sound is . . .

A a



[Jolly Phonics Song "a-z" - Bing video](#)



My name is . . . and my sound is . . .

T t




**Action**  
Children imitate  
watching tennis, turning  
head from side to  
side, and saying t,t,t,t.

[Jolly Phonics Song - t - Bing video](#)



My name is . . . and my sound is . . .

P p



**Action**  
Hold up index finger, as if  
it is a lit candle, and  
imagine puffing it  
out, saying p, p, p.

[Jolly Phonics Song - p - Bing video](#)



My name is . . . and my sound is . . .

I i



**Action**  
Pretend to be a mouse, by wiggling fingers on end of your nose (whiskers) and squeak i, i, i.





My name is . . . and my sound is . . .

N n



**Action**  
Hold out arms, as if an  
aeroplane nose diving  
and say nnnn.



My name is . . . and my sound is . . .

M m

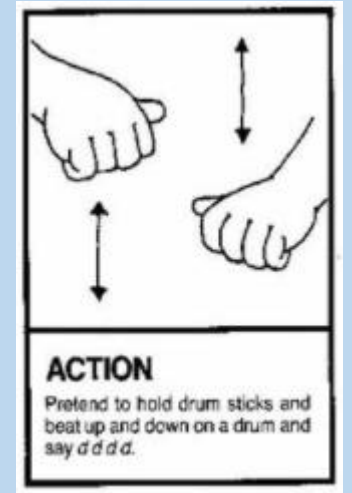


[Jolly Phonics “m” Sounds - Bing video](#)



My name is . . . and my sound is . . .

D d



[Jolly Phonics "d" Sounds - Bing video](#)



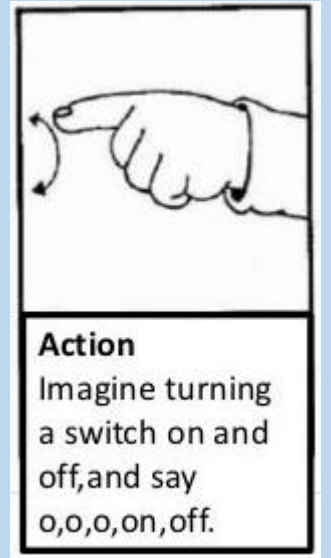
My name is . . . and my sound is . . .

G g



My name is . . . and my sound is . . .

O o



My name is . . . and my sound is . . .



Cc Kk ck

[Jolly phonics letter c - Bing video](#)





Well done. You have remembered the first set of sounds we have learned.

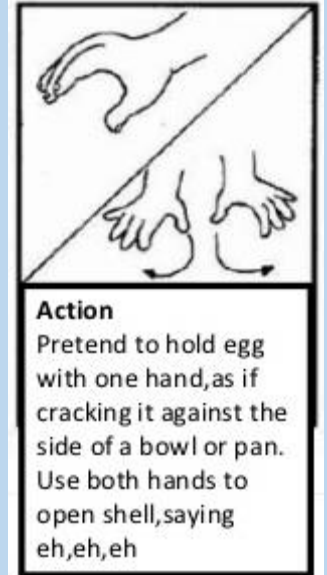
Now, Pop wants us to look at the next set of sounds to make sure we can remember the name of each of the letters and the sound that letter makes.

Let's make a start:



My name is . . . and my sound is . . .

E e



**Action**

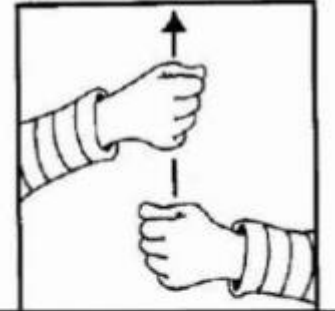
Pretend to hold egg with one hand, as if cracking it against the side of a bowl or pan. Use both hands to open shell, saying eh, eh, eh





My name is . . . and my sound is . . .

U u



**Action**

Keep one hand steady and raise the other, as if raising an umbrella, and say u, u, u, up.



My name is . . . and my sound is . . .

R r



[Jolly Phonics "r" Sounds - YouTube](#)



My name is . . . and my sound is . . .

H h



[H Jolly Phonic - Bing video](#)



My name is . . . and my sound is . . .

B b



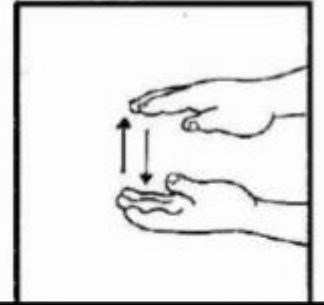
[Jolly Phonics "b" Sounds - Bing video](#)



My name is . . . and my sound is . . .

Ff

f f



**Action**

Place one hand above the other, lower the top hand as if an inflatable fish is deflating, and say fffffff.



My name is . . . and my sound is . . .

L l

l l



**Action**

Pretend to lick a lolly, saying l,l,l,l.

[Jolly Phonics "L" Sounds - Bing video](#)





Next, Pop wants us to learn about digraphs.

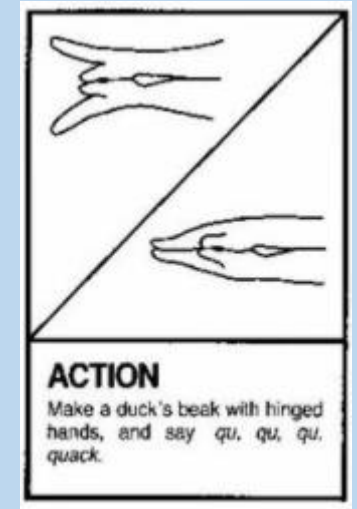
A digraph is when we put two letters together to make a new sound.

Let's make a start:



Here are two letters that make one sound:

qu



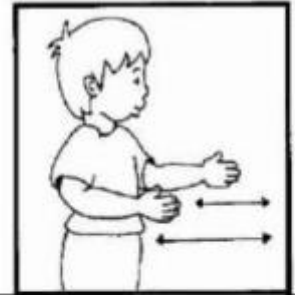
[Jolly Phonics Phase Two - Bing video](#)





Here are two letters that make one sound:

# ch



**Action**

Pretend to be a steam train moving arms like the piston rods, saying ch,ch,ch.

[JOLLY PHONICS Group 6 ch, - Bing video](#)



Here are two letters that make one sound:

sh



**Action**

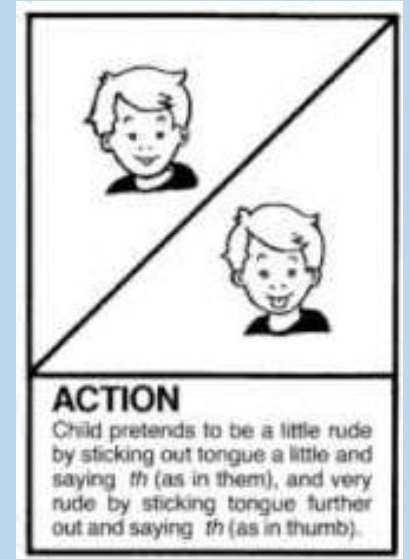
Place index finger over your lips ,and say sh,sh.

[JOLLY PHONICS sh song from Read Australia Having FUN with phonics - Bing video](#)



Here are two letters that make one sound:

th

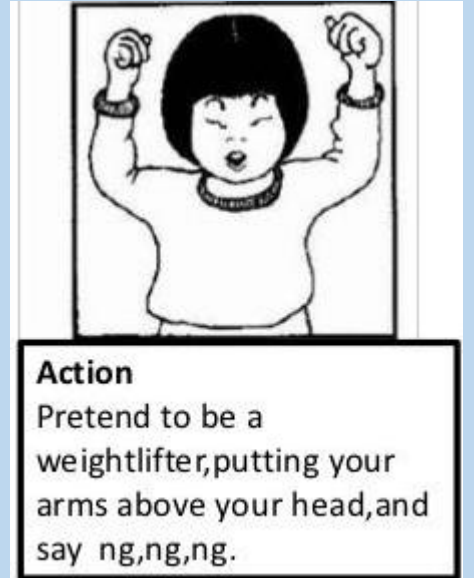


[Jolly Phonics /Th/ sound song - Bing video](#)



Here are two letters that make one sound:

ng



Here are two letters that make one sound:

ai



**Action**

Cup one hand over ear  
, as if hard of hearing  
, and say ay?



Here are two letters that make one sound:

ee




**Action**

Pretend to be a  
donkey braying and  
saying  
eeyore, eeyore.



Here are two letters that make one sound:

z z



Here are two letters that make one sound:

oo







Now, Pop wants us to learn about trigraphs.

A trigraph is when we put three letters together to make a new sound.

Let's make a start:



Here are three letters that make one sound:

air

New sound.

Here are two letters that make one sound:

ar



Sound buttons . . .

card

Sound buttons . . .

barn

The word 'barn' is written in a large, black, rounded font. Below the letters, there are three markers: a red dot under the 'b', a blue horizontal line under the 'a', and another red dot under the 'n'.

Sound buttons . . .

mark



A diagram illustrating the phonetic structure of the word "mark". The word is written in a large, black, cursive font. Below the word, there are three markers: a red dot under the 'm', a blue horizontal line under the 'a', and another red dot under the 'k'.

Sound buttons . . .

park

The word 'park' is written in a large, black, rounded font. Below the letter 'p' is a red dot. Below the letters 'ar' is a blue horizontal line. Below the letter 'k' is a red dot.

Sound buttons . . .

bark





Sound buttons . . .

shark

Sound buttons . . .

sh arp .

Sound buttons . . .

dark



The word "dark" is written in a large, black, cursive font. Below the word, there are three markers: a red dot under the 'd', a blue horizontal line under the 'ar', and another red dot under the 'k'.

Sound buttons . . .

a r m y



Pop wants us to practise our tricky words.

Tricky words are words in English that we can't sound out. We just need to know them.

We are going to start with the words we have learned and then add some new ones.

Let's make a start:



Tricky words . . .

I



Tricky words . . .

as



Tricky words . . .

is





Tricky words . . .

and



Tricky words . . .

the



Tricky words . . .

go



Tricky words . . .

to



Tricky words . . .

no



Tricky words . . .

into



Tricky words . . .

he



Tricky words . . .

she





Tricky words . . .

we



Tricky words . . .

me



Tricky words . . .

be



Tricky words . . .

you



Tricky words . . .

all

Tricky words . . .

are



Next, Pop wants us to try reading some sentences using the letters and sounds that we have learned.

Let's try:



Press the sound buttons first

Then blend the sounds to read the words:

mark and park





Press the sound buttons first

Then blend the sounds to read the words:

dark and bark