

Letters & Sounds with Pop





This is Pop

Pop is a little white mouse.

She can be a little bit naughty and sometimes she does silly things but she is here to help us with our Phonics.

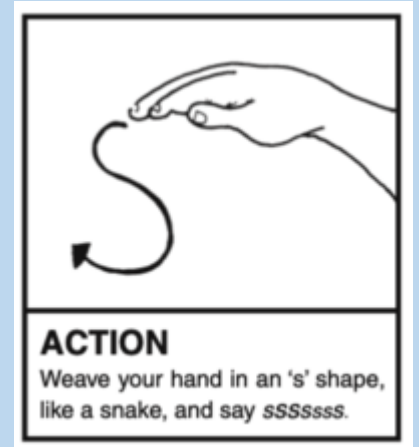


First Pop would like us to think about the letters and sounds we have learned.

She wants to make sure we can remember the name of each of the letters and the sound that letter makes.

Let's make a start:

My name is . . . and my sound is . . .



Ss

SS

[S snake is in the grass 3 times 1 - Bing video](#)

My name is . . . and my sound is . . .

A a




My name is . . . and my sound is . . .

T t



My name is . . . and my sound is . . .


P p



Action
Hold up index finger, as if
it is a lit candle, and
imagine puffing it
out, saying p, p, p.

My name is . . . and my sound is . . .

I i



Action
Pretend to be a mouse, by wiggling fingers on end of your nose (whiskers) and squeak i, i, i.

My name is . . . and my sound is . . .

N n



Action
Hold out arms, as if an
aeroplane nose diving
and say nnnn.

My name is . . . and my sound is . . .

M m

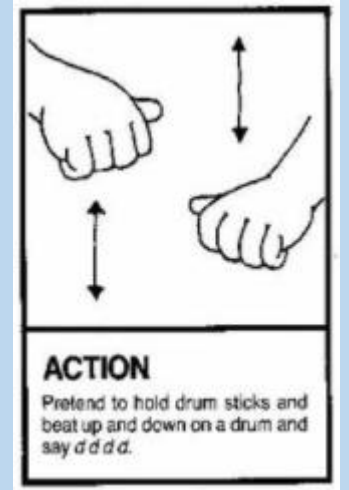


Action

Rub tummy
seeing tasty food
and say
mmmmm.

My name is . . . and my sound is . . .

D d

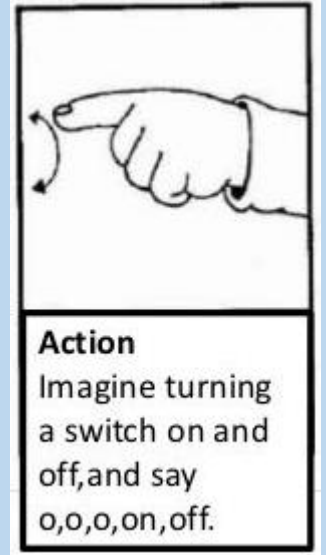
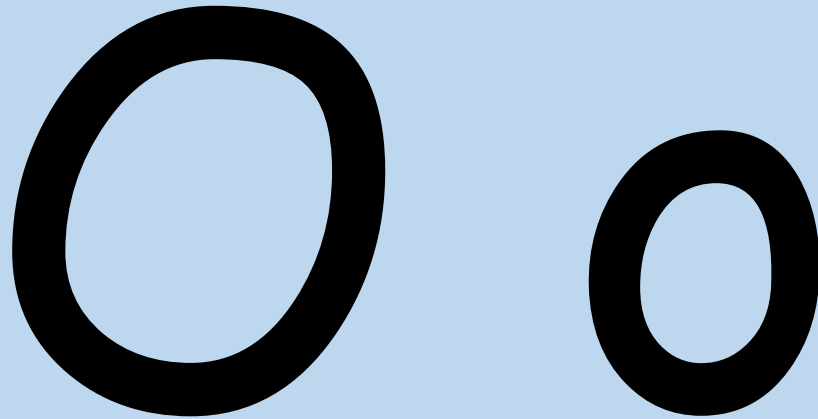


My name is . . . and my sound is . . .

G g



My name is . . . and my sound is . . .



My name is . . . and my sound is . . .



Cc

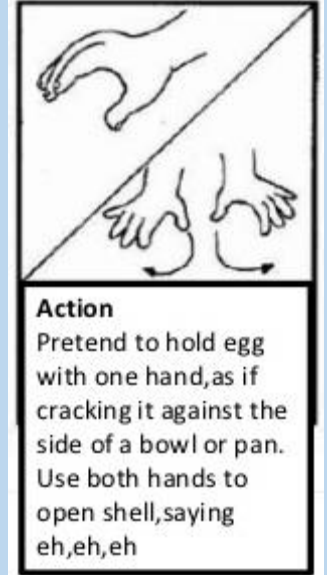
Kk

ck

[Jolly phonics letter c - Bing video](#)

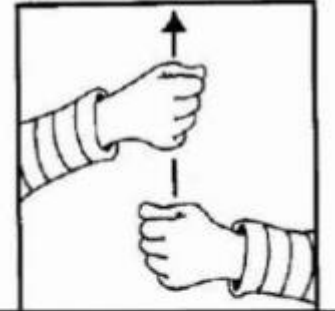
My name is . . . and my sound is . . .

E e



My name is . . . and my sound is . . .

U u



Action
Keep one hand steady and raise the other, as if raising an umbrella, and say u, u, u, up.

My name is . . . and my sound is . . .

R r



My name is . . . and my sound is . . .

H h



My name is . . . and my sound is . . .

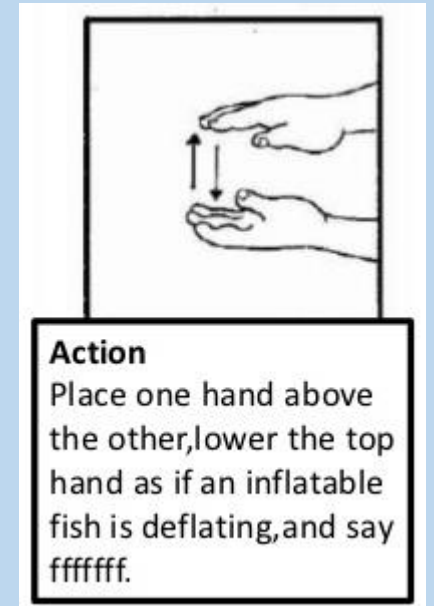
B b




My name is . . . and my sound is . . .

Ff

ff



My name is . . . and my sound is . . .




Action
Pretend to lick a
lolly, saying l,l,l.

L l l l


My name is . . . and my sound is . . .

J j



My name is . . . and my sound is . . .


V v



[Jolly Phonics V - Bing video](#)

My name is . . . and my sound is . . .

W w

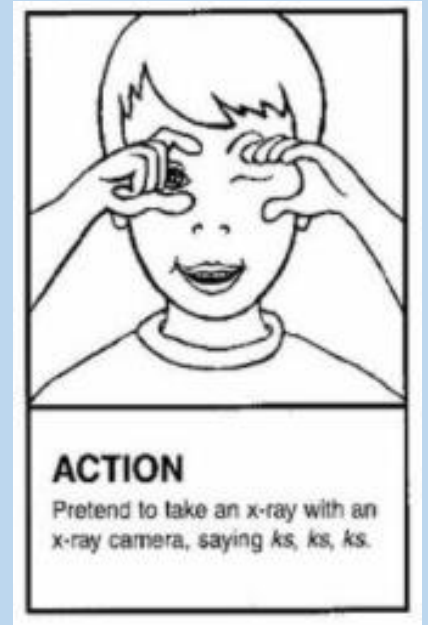




Action

Blow onto open hands like
the wind, repeating
wh,wh,wh

[Jolly Phonics W - Bing video](#)

My name is . . . and my sound is . . .



My name is . . . and my sound is . . .

Y y




Action

Pretend to eat yoghurt from a spoon, saying y,y,yoghurt with each spoonful.

My name is . . . and my sound is . . .

Zz

ZZ



Action

Pretend to be a bee, with
elbows in, and hands
flapping, saying

zzzzzzzzzzzzzzzz.



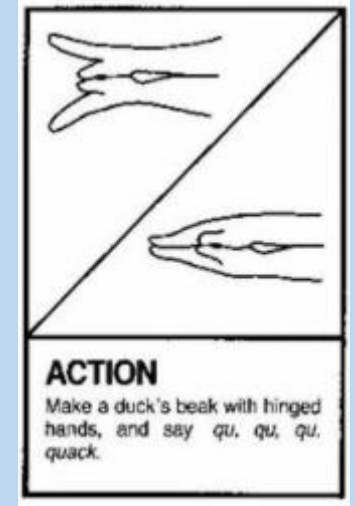
Next Pop wants us to learn about digraphs.

A digraph is when we put two letters together to make a new sound.

Let's make a start:

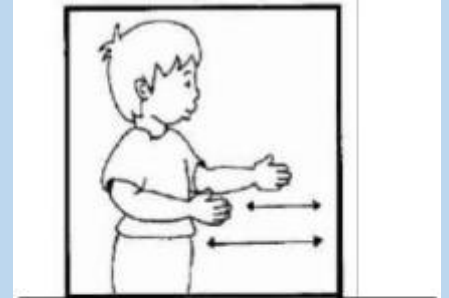
Here are two letters that make one sound:

qu



Here are two letters that make one sound:

ch



Action

Pretend to be a steam train moving arms like the piston rods, saying ch,ch,ch.

Here are two letters that make one sound:

sh



Action

Place index finger over your lips ,and say sh,sh.

[JOLLY PHONICS sh song from Read Australia Having FUN with phonics - Bing video](#)

Here are two letters that make one sound:

th



[Jolly Phonics /Th/ sound song - Bing video](#)

Here are two letters that make one sound:

ng



Action

Pretend to be a weightlifter, putting your arms above your head, and say ng,ng,ng.

Here are two letters that make one sound:

ai




Action

Cup one hand over ear
, as if hard of hearing
, and say ay?

Here are two letters that make one sound:

ee






Now Pop wants us to learn about trigraphs.

A trigraph is when we put three letters together to make a new sound.

Let's make a start:

Here are three letters that make one sound:

igh



Here are two letters that make one sound:

o a

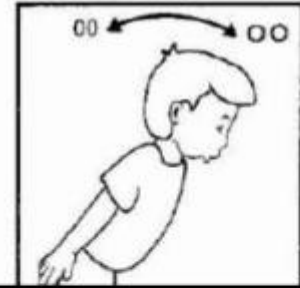


Action

Bring hand up to mouth as if seeing something go wrong, and say oh!.

Here are two letters that make one sound:

oo oo




Action

Imagine being the cuckoo in a cuckoo clock, jutting head forwards and back, repeating the call of the cuckoo, u,oo,u,oo.

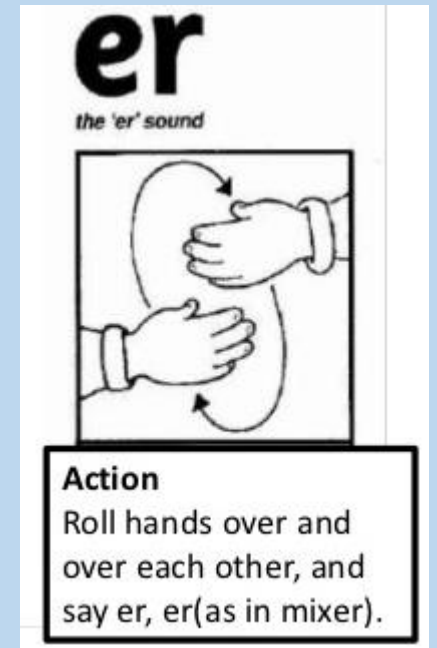
Here are two letters that make one sound:

ar



Here are two letters that make one sound:

er

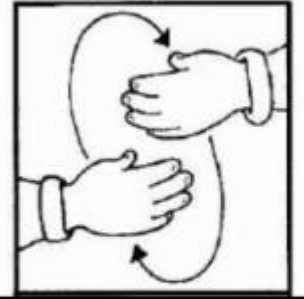


Here are two letters that make one sound:

ur

er

the 'er' sound

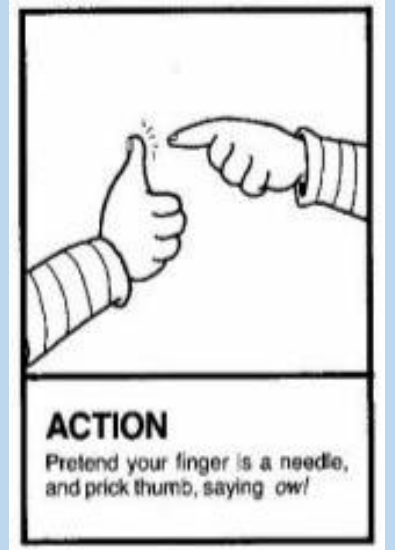


Action

Roll hands over and over each other, and say er, er(as in mixer).

Here are two letters that make one sound:

ow



Here are two letters that make one sound:

Oi



Action

Cup hands around mouth as if hailing a passing boat, saying 'oi, ship ahoy'.



The next sound is our new sound for today.

Make the sound and the action to go with the sound.

Here are three letters that make one sound:

ear



Now that we know these sounds Pop wants us to push some sound buttons.


We use sound buttons to help us to sound out new words then blend the sounds to read the word.

Let's make a start:

ear

boil

coin

The word "coin" is written in a lowercase, rounded, sans-serif font. The letters 'c', 'n', and the dot above the 'i' are black. The letters 'o' and 'i' are red. Below the text, there are two red dots, one under the 'c' and one under the 'n'. A blue horizontal line is positioned between the two red dots, centered under the 'oi'.

oil

soil

point

joint

toilet

• — • • •



Pop wants us to learn some tricky words.

Tricky words are words in English that we can't sound out. We just need to know them.

Let's make a start:

Tricky words . . .

I

Tricky words . . .

as

Tricky words . . .

is

Tricky words . . .

and

Tricky words . . .

the

Tricky words . . .

go

Tricky words . . .

to

Tricky words . . .

no

Tricky words . . .

he

Tricky words . . .

she

Tricky words . . .

we

Tricky words . . .

me

Tricky words . . .

be

Tricky words . . .

was

Tricky words . . .

my

Tricky words . . .

into

Tricky words . . .

you

Tricky words . . .

they

Tricky words . . .

all

Tricky words . . .

are

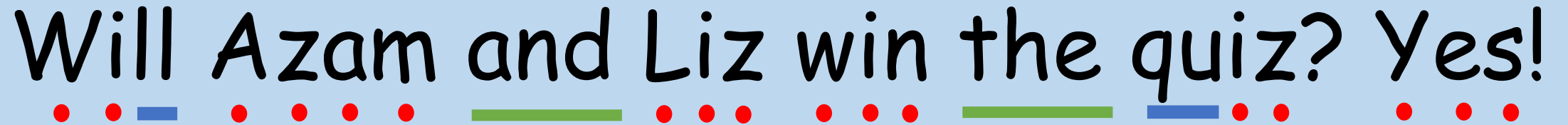
Tricky words . . .

her

Press the sound buttons first

Then blend the sounds to read the words:

Will Azam and Liz win the quiz? Yes!



The image shows a phonics exercise for the sentence "Will Azam and Liz win the quiz? Yes!". Each word is broken down into its constituent sounds, represented by red dots. Blending lines are placed under the words to show how the sounds are combined: a blue line under "Will", a green line under "Azam", a green line under "Liz", a green line under "win", a blue line under "the", a blue line under "quiz", and a blue line under "Yes".