

# Letters & Sounds with Pop





This is Pop

Pop is a little white mouse.

She can be a little bit naughty and sometimes she does silly things but she is here to help us with our Phonics.

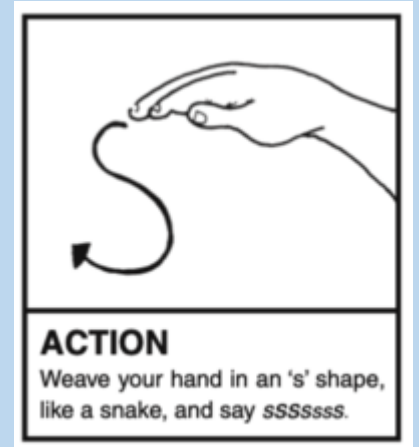


First Pop would like us to think about the letters and sounds we have learned.

She wants to make sure we can remember the name of each of the letters and the sound that letter makes.

Let's make a start:

My name is . . . and my sound is . . .



Ss

SS

[S snake is in the grass 3 times 1 - Bing video](#)

My name is . . . and my sound is . . .

A a



My name is . . . and my sound is . . .


T t



[Jolly Phonics Song - t - Bing video](#)

My name is . . . and my sound is . . .

P p



**Action**  
Hold up index finger, as if  
it is a lit candle, and  
imagine puffing it  
out, saying p, p, p.

My name is . . . and my sound is . . .

I i



**Action**  
Pretend to be a mouse, by wiggling fingers on end of your nose (whiskers) and squeak i, i, i .



My name is . . . and my sound is . . .

N n



**Action**  
Hold out arms, as if an  
aeroplane nose diving  
and say nnnn.

My name is . . . and my sound is . . .

M m

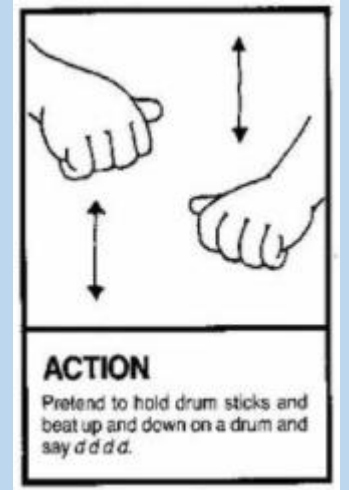


**Action**

Rub tummy  
seeing tasty food  
and say  
mmmmm.

My name is . . . and my sound is . . .

D d

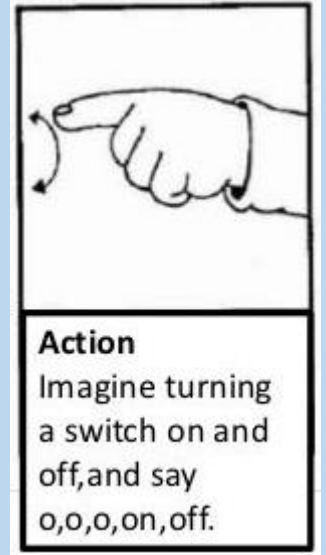
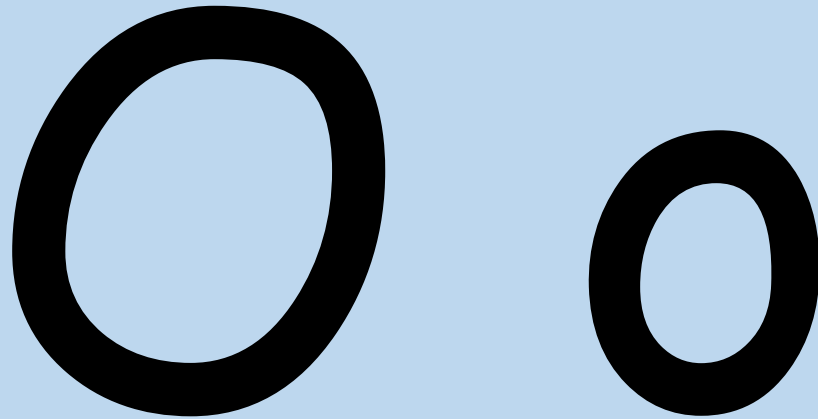


My name is . . . and my sound is . . .

G g



My name is . . . and my sound is . . .



My name is . . . and my sound is . . .



Cc

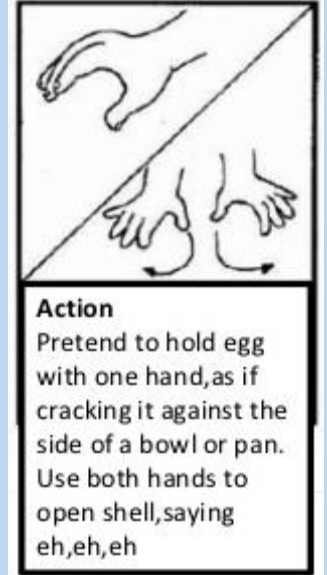
Kk

ck

[Jolly phonics letter c - Bing video](#)

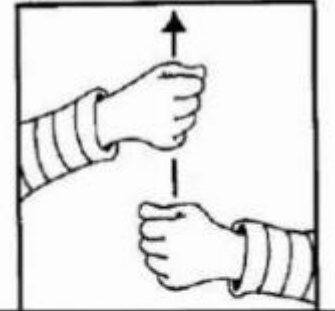
My name is . . . and my sound is . . .

E e



My name is . . . and my sound is . . .

U u



**Action**

Keep one hand steady and raise the other, as if raising an umbrella, and say u, u, u, up.



My name is . . . and my sound is . . .

R r



My name is . . . and my sound is . . .

H h



My name is . . . and my sound is . . .

B b

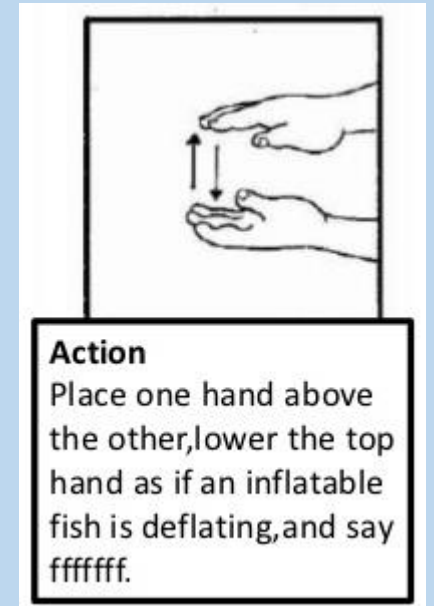


[Jolly Phonics "b" Sounds - Bing video](#)


My name is . . . and my sound is . . .

Ff

ff



My name is . . . and my sound is . . .




**Action**  
Pretend to lick a  
lolly, saying l,l,l.

L l l l


My name is . . . and my sound is . . .

J j



My name is . . . and my sound is . . .

V v



[Jolly Phonics V - Bing video](#)

My name is . . . and my sound is . . .

W w



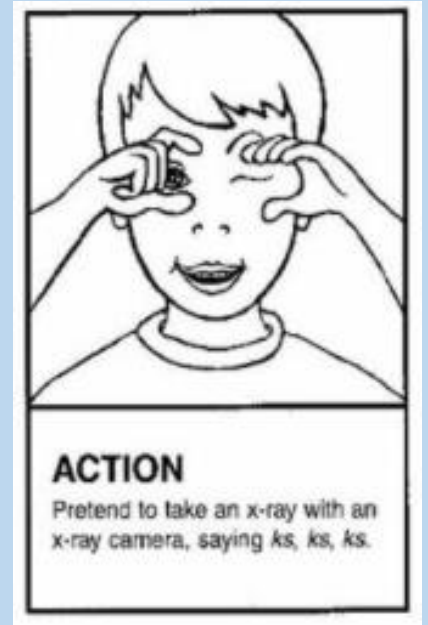


**Action**

Blow onto open hands like  
the wind, repeating  
wh,wh,wh

[Jolly Phonics W - Bing video](#)



My name is . . . and my sound is . . .



My name is . . . and my sound is . . .

Y y




**Action**

Pretend to eat yoghurt from a spoon, saying y,y,yoghurt with each spoonful.

My name is . . . and my sound is . . .

Zz

zz



**Action**

Pretend to be a bee, with  
elbows in, and hands  
flapping, saying

zzzzzzzzzzzzzzzz.



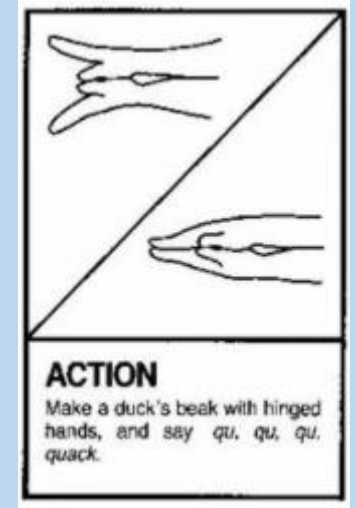
Next Pop wants us to learn about digraphs.

A digraph is when we put two letters together to make a new sound.

Let's make a start:

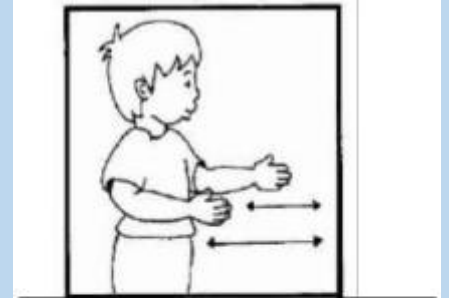
Here are two letters that make one sound:

qu



Here are two letters that make one sound:

ch



**Action**

Pretend to be a steam train moving arms like the piston rods, saying ch,ch,ch.

Here are two letters that make one sound:

sh



**Action**

Place index finger over your lips ,and say sh,sh.

[JOLLY PHONICS sh song from Read Australia Having FUN with phonics - Bing video](#)

Here are two letters that make one sound:

th



[Jolly Phonics /Th/ sound song - Bing video](#)



Here are two letters that make one sound:

ng



**Action**

Pretend to be a weightlifter, putting your arms above your head, and say ng,ng,ng.

Here are two letters that make one sound:

ai




**Action**

Cup one hand over ear  
, as if hard of hearing  
, and say ay?

Here are two letters that make one sound:

ee






Now Pop wants us to learn about trigraphs.

A trigraph is when we put three letters together to make a new sound.

Let's make a start:

Here are three letters that make one sound:

igh



Here are two letters that make one sound:

o a

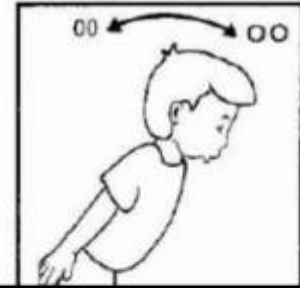


**Action**

Bring hand up to mouth as if seeing something go wrong, and say oh!.

Here are two letters that make one sound:

oo




**Action**

Imagine being the cuckoo in a cuckoo clock, jutting head forwards and back, repeating the call of the cuckoo, u,oo,u,oo.

Here are two letters that make one sound:

ar

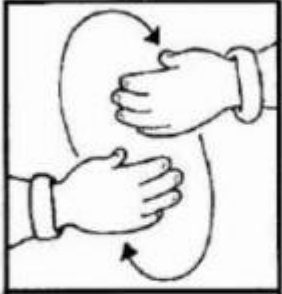




Here are two letters that make one sound:

er

**er**  
the 'er' sound



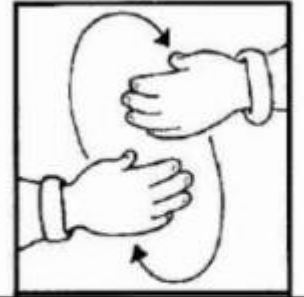
**Action**  
Roll hands over and over each other, and say er, er(as in mixer).

Here are two letters that make one sound:

ur

**er**

the 'er' sound



**Action**

Roll hands over and over each other, and say er, er(as in mixer).

Here are two letters that make one sound:

ow



Here are two letters that make one sound:

Oi



**Action**

Cup hands around mouth as if hailing a passing boat, saying 'oi, ship ahoy'.

Here are three letters that make one sound:

ear

Here are three letters that make one sound:

ure



Now we have learned all the sounds and all the digraphs and trigraphs that we need to be able to read.

Next Pop wants us to push some sound buttons to read some new words.

We use sound buttons to help us to sound out new words then blend the sounds to read the word.

Let's make a start:

step



plan



speck

trip

grab

track





Pop wants us to practise our tricky words.

Tricky words are words in English that we can't sound out. We just need to know them.

Let's make a start:

Tricky words . . .

as

Tricky words . . .

go



Tricky words . . .

and

Tricky words . . .

I

Tricky words . . .

**is**

Tricky words . . .

the

Tricky words . . .

he

Tricky words . . .

no

Tricky words . . .

she

Tricky words . . .

**we**



Tricky words . . .

was

Tricky words . . .

me

Tricky words . . .

my

Tricky words . . .

to

Tricky words . . .

be

Tricky words . . .

they

Tricky words . . .

into

Tricky words . . .

all



Tricky words . . .

you

Tricky words . . .

her

Tricky words . . .

are

Tricky words . . .

said

Tricky words . . .

like

Tricky words . . .

have

Tricky words . . .

do

Tricky words . . .

so



Tricky words . . .

some

Tricky words . . .

come

Tricky words . . .

were

Tricky words . . .

there

Tricky words . . .

little

Tricky words . . .

one

Tricky words . . .

when



Now that we have learned all the sounds and we know some of our tricky words, Pop wants us to learn some new tricky words.

Tricky words are words in English that we can't sound out. We just need to know them.

Today we are learning this new word:



Tricky words . . .

out

Press the sound buttons first

Then blend the sounds to read the words:

Pop and duck said "let's go out to play".



The sentence is displayed with phonics aids below each word: 'Pop' has three red dots; 'and' has a green line; 'duck' has two red dots and a blue line; 'said' has a green line; 'let's' has four red dots; 'go' has a green line; 'out' has a green line; 'to' has a green line; 'play' has four red dots.