

Letters & Sounds with Pop





This is Pop

Pop is a little white mouse.

She can be a little bit naughty and sometimes she does silly things but she is here to help us with our Phonics.

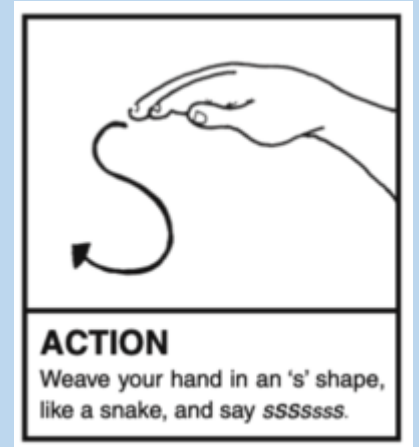


First Pop would like us to think about the letters and sounds we have learned.

She wants to make sure we can remember the name of each of the letters and the sound that letter makes.

Let's make a start:

My name is . . . and my sound is . . .



Ss

SS

[S snake is in the grass 3 times 1 - Bing video](#)

My name is . . . and my sound is . . .

A a



My name is . . . and my sound is . . .


T t



[Jolly Phonics Song - t - Bing video](#)

My name is . . . and my sound is . . .

P p



Action
Hold up index finger, as if
it is a lit candle, and
imagine puffing it
out, saying p, p, p.

My name is . . . and my sound is . . .

I i



Action
Pretend to be a mouse, by wiggling fingers on end of your nose (whiskers) and squeak i, i, i.

My name is . . . and my sound is . . .

N n



Action
Hold out arms, as if an
aeroplane nose diving
and say nnnn.

My name is . . . and my sound is . . .

M m

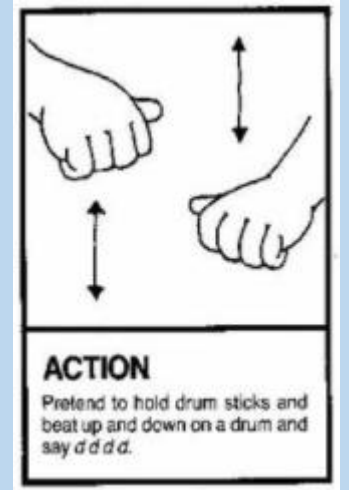


Action

Rub tummy
seeing tasty food
and say
mmmmm.

My name is . . . and my sound is . . .

D d



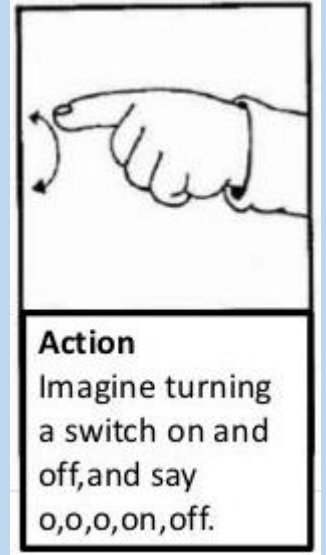
My name is . . . and my sound is . . .

G g



My name is . . . and my sound is . . .

O o



My name is . . . and my sound is . . .



Cc

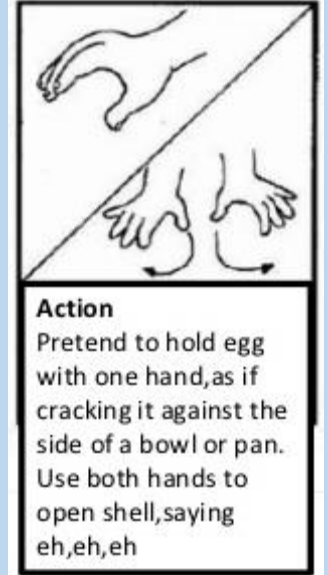
Kk

ck

[Jolly phonics letter c - Bing video](#)

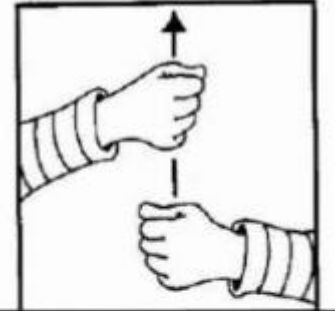
My name is . . . and my sound is . . .

E e



My name is . . . and my sound is . . .

U u



Action

Keep one hand steady and raise the other, as if raising an umbrella, and say u, u, u, up.

My name is . . . and my sound is . . .

R r



My name is . . . and my sound is . . .

H h



My name is . . . and my sound is . . .

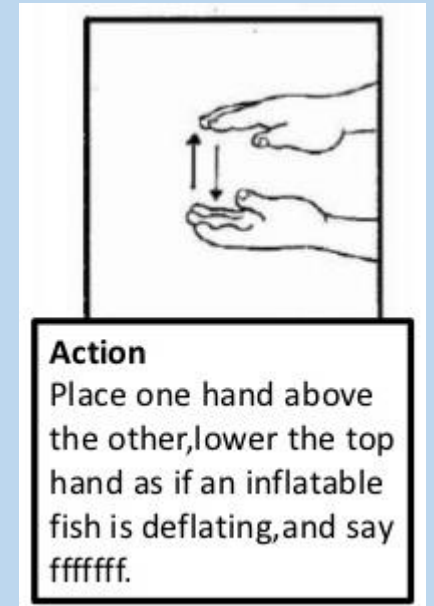
B b




My name is . . . and my sound is . . .

Ff

ff



My name is . . . and my sound is . . .




Action
Pretend to lick a
lolly, saying l,l,l.

L l l l


My name is . . . and my sound is . . .

J j



My name is . . . and my sound is . . .


V v



[Jolly Phonics V - Bing video](#)

My name is . . . and my sound is . . .

W w

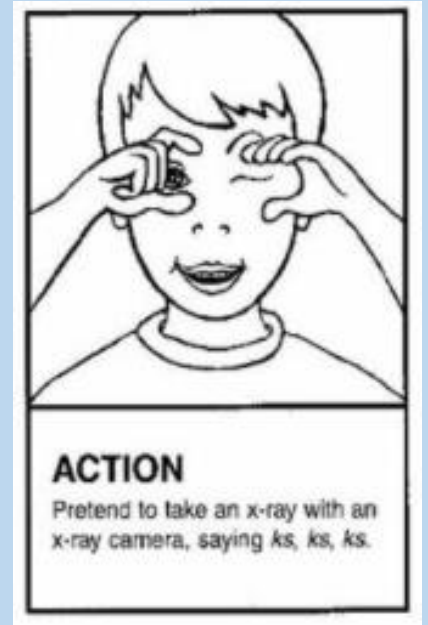




Action

Blow onto open hands like
the wind, repeating
wh,wh,wh

[Jolly Phonics W - Bing video](#)

My name is . . . and my sound is . . .



My name is . . . and my sound is . . .

Y y




Action

Pretend to eat yoghurt from a spoon, saying y,y,yoghurt with each spoonful.

My name is . . . and my sound is . . .

Zz

ZZ



Action

Pretend to be a bee, with
elbows in, and hands
flapping, saying

zzzzzzzzzzzzzzzz.



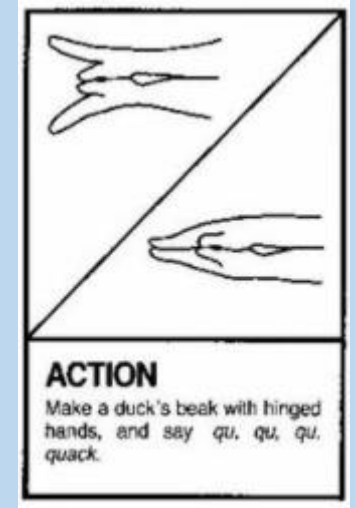
Next Pop wants us to learn about digraphs.

A digraph is when we put two letters together to make a new sound.

Let's make a start:

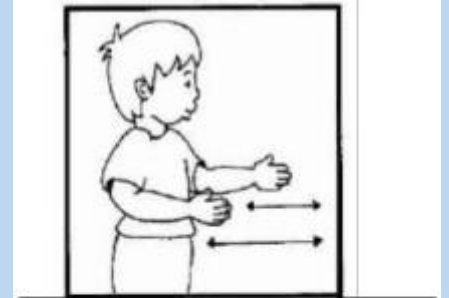
Here are two letters that make one sound:

qu



Here are two letters that make one sound:

ch



Action

Pretend to be a steam train moving arms like the piston rods, saying ch,ch,ch.

Here are two letters that make one sound:

sh



Action

Place index finger over your lips ,and say sh,sh.

[JOLLY PHONICS sh song from Read Australia Having FUN with phonics - Bing video](#)

Here are two letters that make one sound:

th



[Jolly Phonics /Th/ sound song - Bing video](#)

Here are two letters that make one sound:

ng



Action

Pretend to be a weightlifter, putting your arms above your head, and say ng,ng,ng.

Here are two letters that make one sound:

ai




Action

Cup one hand over ear
, as if hard of hearing
, and say ay?

Here are two letters that make one sound:

ee






Now Pop wants us to learn about trigraphs.

A trigraph is when we put three letters together to make a new sound.

Let's make a start:

Here are three letters that make one sound:

igh



Here are two letters that make one sound:

o a

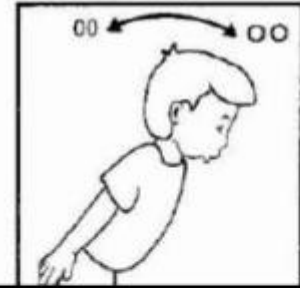


Action

Bring hand up to mouth as if seeing something go wrong, and say oh!.

Here are two letters that make one sound:

oo




Action

Imagine being the cuckoo in a cuckoo clock, jutting head forwards and back, repeating the call of the cuckoo, u,oo,u,oo.

Here are two letters that make one sound:

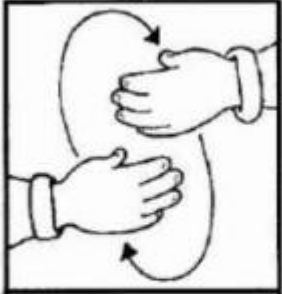
ar



Here are two letters that make one sound:

er

er
the 'er' sound



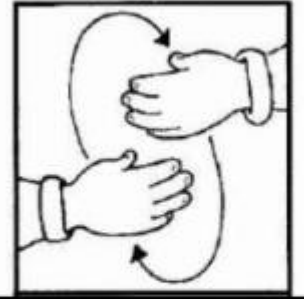
Action
Roll hands over and over each other, and say er, er(as in mixer).

Here are two letters that make one sound:

ur

er

the 'er' sound

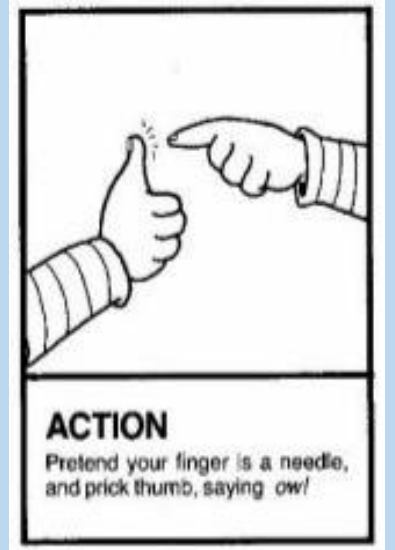


Action

Roll hands over and over each other, and say er, er(as in mixer).

Here are two letters that make one sound:

ow



Here are two letters that make one sound:

Oi



Action

Cup hands around mouth as if hailing a passing boat, saying 'oi, ship ahoy'.

Here are three letters that make one sound:

ear

Here are three letters that make one sound:

ure




Now we have learned all the sounds and all the digraphs and trigraphs that we need to be able to read.

Next Pop wants us to push some sound buttons to read some new words.

We use sound buttons to help us to sound out new words then blend the sounds to read the word.

Let's make a start:

beast



think



from

stop

spot

frog



Pop wants us to practise our tricky words.

Tricky words are words in English that we can't sound out. We just need to know them.

Let's make a start:

Tricky words . . .

as

Tricky words . . .

go

Tricky words . . .

and

Tricky words . . .

I

Tricky words . . .

is

Tricky words . . .

the

Tricky words . . .

he

Tricky words . . .

no

Tricky words . . .

she

Tricky words . . .

we

Tricky words . . .

was

Tricky words . . .

me

Tricky words . . .

my

Tricky words . . .

to

Tricky words . . .

be

Tricky words . . .

they

Tricky words . . .

into

Tricky words . . .

all

Tricky words . . .

you

Tricky words . . .

her

Tricky words . . .

are

Tricky words . . .

said

Tricky words . . .

like

Tricky words . . .

have

Tricky words . . .

do

Tricky words . . .

so

Tricky words . . .

some

Tricky words . . .

come

Tricky words . . .

were

Tricky words . . .

there

Tricky words . . .

little

Tricky words . . .

one



Now that we have learned all the sounds and we know some of our tricky words, Pop wants us to learn some new tricky words.

Tricky words are words in English that we can't sound out. We just need to know them.

Today we are learning this new word:


Tricky words . . .

when

Press the sound buttons first

Then blend the sounds to read the words:

Pop and duck said "when is it time to play?"



The sentence is displayed with phonics aids below each word: 'Pop' has three red dots; 'and' has a green line; 'duck' has two red dots and a blue line; 'said' has a green line; 'when' has a green line; 'is' has a green line; 'it' has a green line; 'time' has three red dots; 'to' has a green line; 'play?' has four red dots.