

Stone Girl Bone Girl




by Laurence Anholt

Phase 3 Day 4



RECALL:

Let's remind ourselves of the story of Mary Anning's life:



Day 4: Review, Edit and Presentation Piece

Today you are going to write your story about the life of Mary Anning in best.

If you would like to make a paper book for your writing, I have attached a link to a YouTube tutorial (you don't have to do this).

If you don't want to make a book, you can write you story on a piece of paper.



LEARNING LADDER AND SKILLS:

Organised Targets

Page 4

Step 3 My writing can be read, without mediating

Step 2 I can write more than one sentence about an idea

Step 1 I can use a simple structure in my writing, e.g. beginning, middle and end; or instructions written in the correct order

Grammar Giants Targets Page 12

Step 3 I can begin to punctuate sentences, using a capital letter and a full stop, question mark or exclamation mark

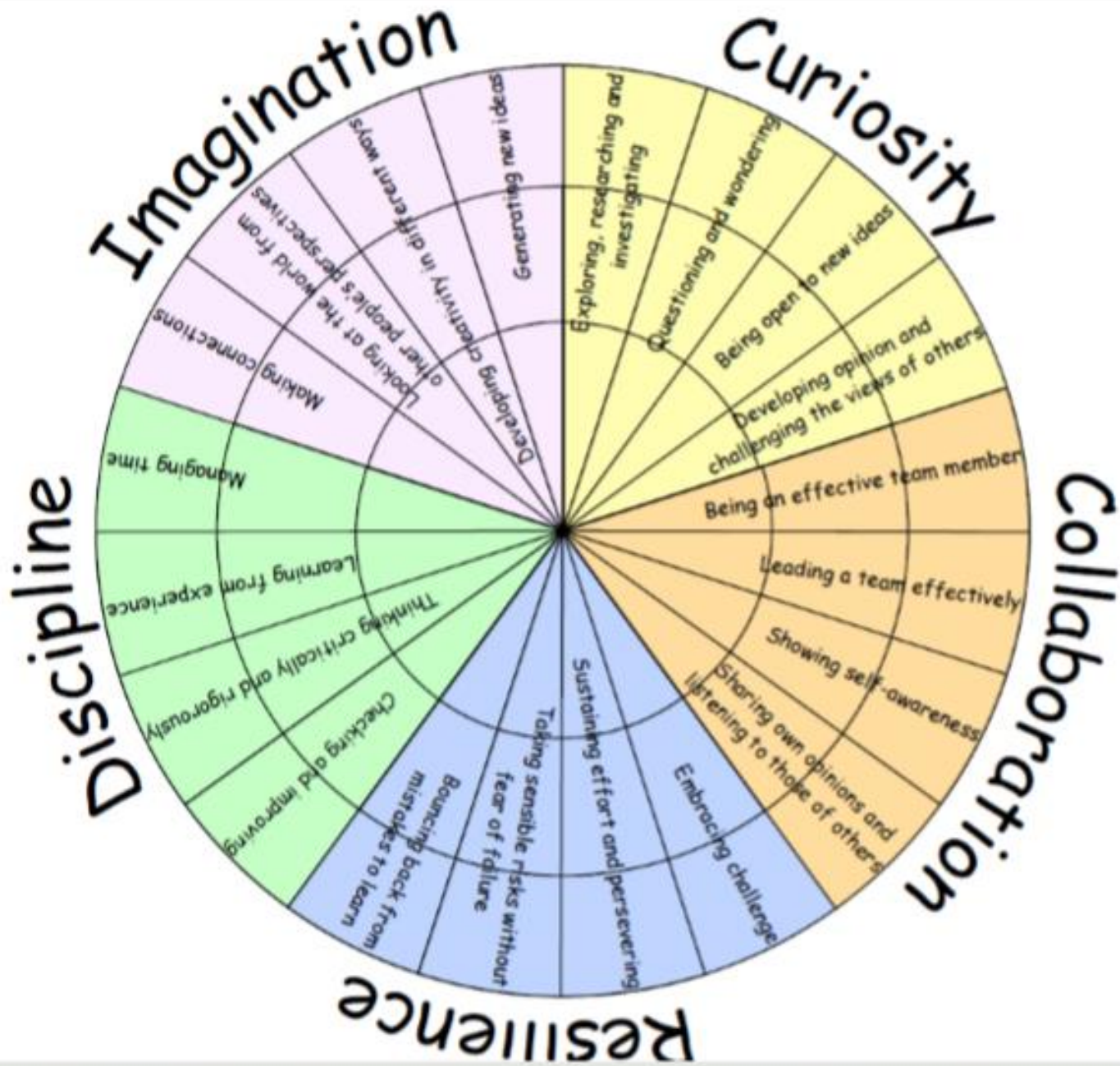
Step 2 I can join words and clauses using 'and'

Step 1 I can use capital letters for names of people, places, the days of the week and the personal pronoun 'I'

SKILLS:

- Follow your own story plan
- Watch and help to create worked examples of writing
- Create your own version of the worked example by applying the skills you have learned





LEARNING HABITS:

Which learning habits do you think we will need to use today?



Day 4: Review, Edit and Presentation Piece

Have you followed your Blueprint?

Have you got all of the features?

Your writing must have:

- a beginning - this is where you write about where and when Mary was born;
- a middle - this is where most of the things we know about Mary's life happened. For example, how and why did Mary become interested in fossil hunting; who helped Mary to understand about fossils and fossil hunting; what happened when Mary found the sea monster; what happened to the new creatures that Mary found;
- an ending - this is where we can write a few sentences about where and when Mary died. You could also include a sentence about the importance of the work Mary did to our understanding of the prehistoric world.




Day 4: Review, Edit and Presentation Piece

Today you are going to write your story about the life of Mary Anning in best.

If you would like to make a paper book for your writing, I have attached a link to a YouTube tutorial (you don't have to do this):

[How to Make a Quick and Easy 8 Page Mini-Book From One Piece of Paper - Bing video](#)



Day 4: Review, Edit and Presentation Piece

If you have written your *Mary Anning* story in a little book, you can decorate the front cover and write your name on the front of the book as the author of a story about the life of *Mary Anning*.

