

# Stone Girl Bone Girl




by Laurence Anholt

Phase 3 Day 3



# RECALL:

Let's remind ourselves of the story of Mary Anning's life:



## Day 3: Review, Edit and Presentation Piece

Today we are going to read what we have written about Mary's life and see if we can make it better.



# LEARNING LADDER AND SKILLS:

## Organised Targets

Page 4

**Step 3** My writing can be read, without mediating

**Step 2** I can write more than one sentence about an idea

**Step 1** I can use a simple structure in my writing, e.g. beginning, middle and end; or instructions written in the correct order

## Grammar Giants Targets Page 12

**Step 3** I can begin to punctuate sentences, using a capital letter and a full stop, question mark or exclamation mark

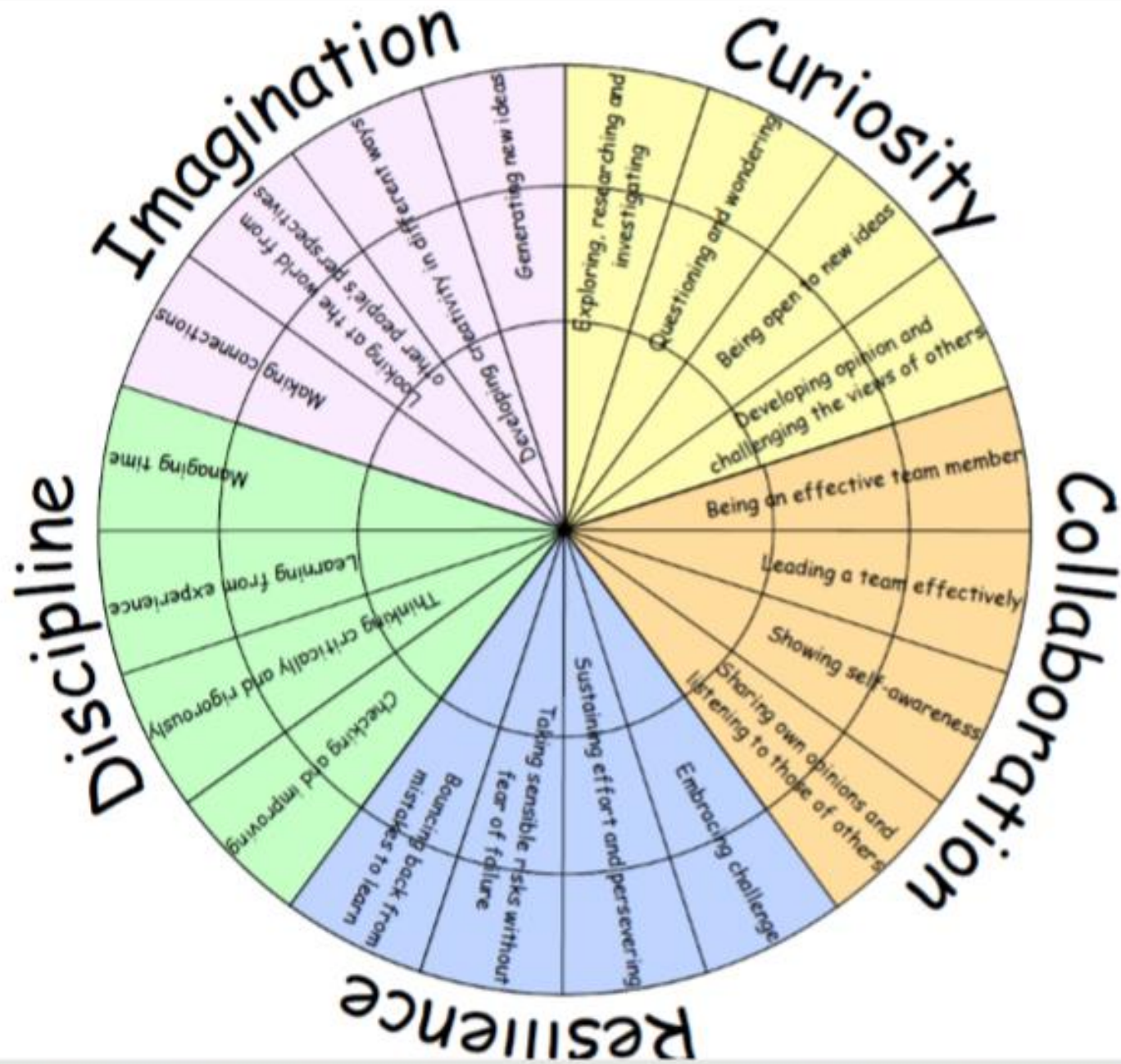
**Step 2** I can join words and clauses using 'and'

**Step 1** I can use capital letters for names of people, places, the days of the week and the personal pronoun 'I'

## SKILLS:

- Follow your own story plan
- Watch and help to create worked examples of writing
- Create your own version of the worked example by applying the skills you have learned





## LEARNING HABITS:

Which learning habits do you think we will need to use today?



# Day 3: Review, Edit and Presentation Piece

Check your writing:

- Have you followed your Blueprint?
- Have you got all of the features?



## Day 3: Review, Edit and Presentation Piece

Today it is time to look at your writing again.

Think about the sentences you have written.

Are you happy with them?

If not, how could you make them better?



# Day 3: Review, Edit and Presentation Piece

Your turn:

Try writing some of your sentences again to improve them like we did together last week.





## Day 3: Review, Edit and Presentation Piece

Today it is time to look at your writing again.

Think about the sentences you have written.

Are you happy with your handwriting?

Could you make it better if you wrote it again?



# Day 3: Review, Edit and Presentation Piece

Your turn:

Try writing some of your sentences again to improve your handwriting. Try to keep your writing small and neat. If you are using lined paper, try to write on the line.



## Day 3: Review, Edit and Presentation Piece

Today it is time to look at your writing again.

Make your writing and your sentences the best you can do.

When you are happy with it, you are finished for today.

