

Stone Girl Bone Girl




by Laurence Anholt

Phase 3 Day 2



RECALL:

Let's remind ourselves of the story of Mary Anning's life:



STORY PLAN:

Today we are going to continue to write the story of Mary's life but this time you are going to write the sentences by yourself.



LEARNING LADDER AND SKILLS:

Organised Targets

Page 4

Step 3 My writing can be read, without mediating

Step 2 I can write more than one sentence about an idea

Step 1 I can use a simple structure in my writing, e.g. beginning, middle and end; or instructions written in the correct order

Grammar Giants Targets Page 12

Step 3 I can begin to punctuate sentences, using a capital letter and a full stop, question mark or exclamation mark

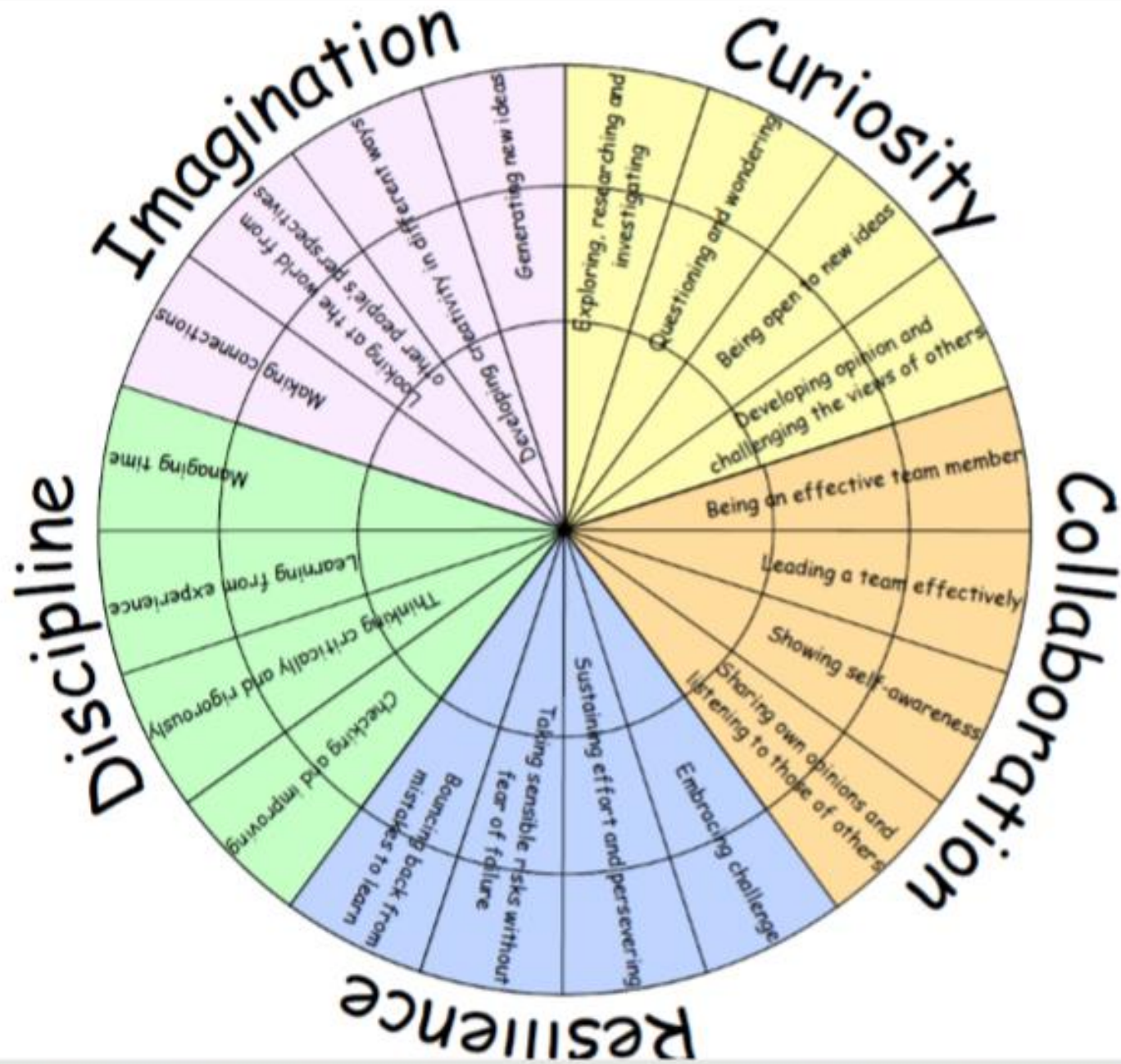
Step 2 I can join words and clauses using 'and'

Step 1 I can use capital letters for names of people, places, the days of the week and the personal pronoun 'I'

SKILLS:

- Follow your own story plan
- Watch and help to create worked examples of writing
- Create your own version of the worked example by applying the skills you have learned





LEARNING HABITS:

Which learning habits do you think we will need to use today?



Day 2: Modelled, Guided and Independent Write

Using pictures and our Blueprint sentences we are going to continue to write Mary's life story.

What we need to include:

- As many of the details of Mary's life as we can remember.
- We will use our Blueprint from last week to help us.

Features to remember:


- We will tell the story of Mary's life in time order.
- We will use Rainbow Grammar to help us with our sentences.

Let's go through what we need to do together:



Day 2: Modelled, Guided and Independent Write

This is the part of Mary's story when she met the Philpot sisters:



What sentences did we write about Mary meeting the Philpot sisters?

Use your Blueprint from last week to see what you wrote about this part of the story.

Add those sentences to the writing we did yesterday.



Day 2: Modelled, Guided and Independent Write

This is the part of the story after Pepper died and Mary met the little dog.



What sentences did we write about when Pepper died?

Use your Blueprint from last week to see what you wrote about this part of the story.

Add those sentences to the writing we did yesterday.



Day 2: Modelled, Guided and Independent Write

This is the part of the story when Mary found the sea monster.



What sentences did we write about Mary finding the sea monster?

Use your Blueprint from last week to see what you wrote about this part of the story.

Add those sentences to the writing we did yesterday.



Day 2: Modelled, Guided and Independent Write

In this picture, the quarrymen are bringing the sea monster back to Mary's home.



What sentences did we write about what people thought about Mary finding the sea monster?

Use your Blueprint from last week to see what you wrote about this part of the story.

Add those sentences to the writing we did yesterday.



Day 2: Modelled, Guided and Independent Write

This picture shows the sea monster that Mary found.



What sentences did we write about how important it was that Mary found the Ichthyosaurus?

Use your Blueprint from last week to see what you wrote about this part of the story.

Add those sentences to the writing we did yesterday.



Day 2: Modelled, Guided and Independent Write

Tomorrow we are going to look at all of the writing we have done to see if we can improve it.

