

The Very Smart Pea and the Princess To Be

by Mini Grey


Phase 3 Day 1



RECALL:

Let's remind ourselves of the story of The Very Smart Pea and the Princess To Be.

How does the story begin?



Many years ago, I was born in the Palace Garden, among rows of carrots and beets and cabbages.

I nestled snugly in a velvety pod with my brothers and sisters. I felt a tingle. I knew that somehow I would be important.




RECALL:

Sometimes a story begins:

Once upon a time . . .

But our story starts like this:

Many years ago . . .



Day 1: Modelled, Guided and Independent Write

Today we are going to use the Blueprint that we worked on last week.

We are going to rewrite parts of the story.

The parts of the story we will be writing about are:

- * choose a different vegetable to be the main character
- * choose different words to describe the princesses characteristics

We will write the parts of story using all the things we have learned together and recorded in our Blueprint.

Have a piece of paper and a pencil ready to do your writing.



LEARNING LADDER AND SKILLS:

Organised Targets

Page 4

Step 3 My writing can be read, without mediating

Step 2 I can write more than one sentence about an idea

Grammar Giants Targets Page 12

Step 3 I can begin to punctuate sentences, using a capital letter and a full stop, question mark or exclamation mark

Step 2 I can join words and clauses using 'and'

Step 1 I can use capital letters for names of people, places, the days of the week and the personal pronoun 'I'

Word Wonder Targets Page 10

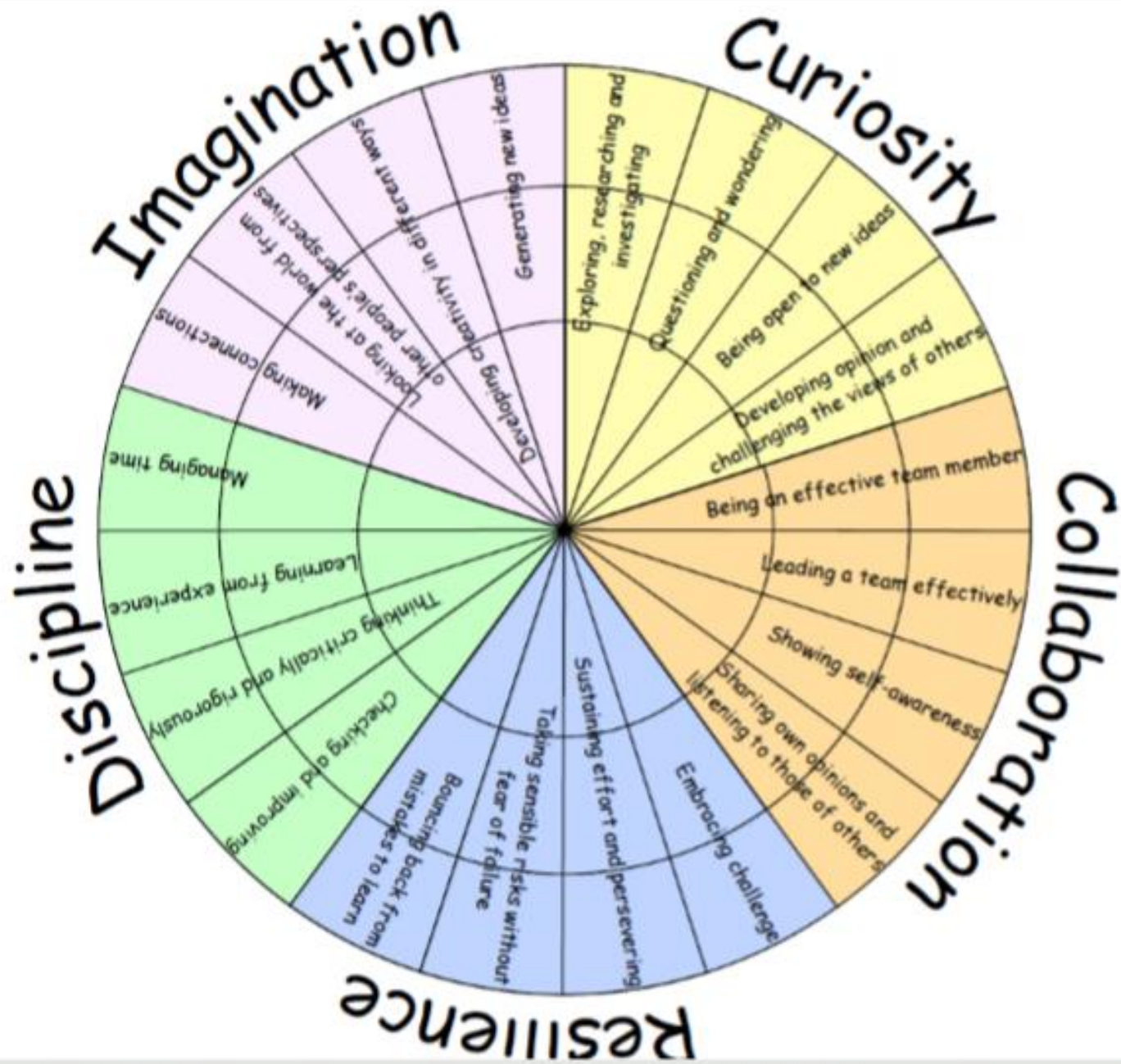
Step 2 I can make some appropriate word choices from word banks, class lists and sentence openers

Step 1 I can use some basic descriptive language - colour, size, simple emotions

SKILLS:

- Follow your own Blueprint
- Work together to rewrite parts of the story
- Use the skills we have learned to rewrite parts of the story





LEARNING HABITS:

Which learning habits do you think we will need to use today?



Day 1: Modelled, Guided and Independent Write

Using our Blueprint we are going to rewrite the first part of the story.

Features to remember:


- We will change the vegetable from a Pea to a carrot, beet or cabbage
- We will think about what we need to change to make our new version make sense

We are going to have a go at a first draft together




Day 1: Modelled, Guided and Independent Write

Our story starts in the Palace Garden like this:



Many years ago, I was born in the Palace Garden, among rows of carrots and beets and cabbages.



I nestled snugly in a velvety pod with my brothers and sisters. I felt a tingle. I knew that somehow I would be important.



Day 1: Modelled, Guided and Independent Write




In this version of the story the main character is a pea but we are going to choose one of the other vegetables that grow in the Palace Garden. A carrot, a beet or a cabbage.

Many years ago, I was born in the Palace Garden, among rows of carrots and beets and cabbages. I nestled snugly in a velvety pot with my brothers and sisters. I felt a tingle. I knew that somehow I would be important.



Day 1: Modelled, Guided and Independent Write


Now we are going to use our Blueprint from last week. You should have chosen your new vegetable:

Blueprint for Writing		
The Very Smart Pea and the Princess to Be		
What's in the original story?	Choose one of these	Write your choices here
Remember that you don't have to choose these ideas, you can choose one of your own		
What vegetable will you choose to write about?	 cabbage  carrot  beet	carrot



Day 1: Modelled, Guided and Independent Write




We are going to use this and the next part of our Blueprint which has some new words for us to use that make sense for our chosen vegetable:

What's in the original story?	Choose one of these	Write your choices here
Remember that you don't have to choose these ideas, you can choose one of your own		
What vegetable will you choose to write about?	 cabbage carrot beet	carrot
What words will you have to change?	<ul style="list-style-type: none"> • velvety pod • shelled • little box • soft tissue 	Peas and beets and cabbages
What new words will you use instead?	<ul style="list-style-type: none"> • warm earth • washed and peeled • peeled and chopped • our leaves were separated • long box • big box • very big box • kitchen roll • paper • paper towel 	Warm earth Washed and peeled Long box Kitchen roll



Day 1: Modelled, Guided and Independent Write

Now let's put it all together to write the first part of our version of the story:

What's in the original story?	Choose one of these	Write your choices here
Remember that you don't have to choose these ideas, you can choose one of your own		
What vegetable will you choose to write about?	   cabbage carrot beet	carrot
What words will you have to change?	<ul style="list-style-type: none"> • velvety pod • shelled • little box • soft tissue 	Peas and beets and cabbages
What new words will you use instead?	<ul style="list-style-type: none"> • warm earth • washed and peeled • peeled and chopped • our leaves were separated • long box • big box • very big box • kitchen roll • paper • paper towel 	Warm earth Washed and peeled Long box Kitchen roll




Many years ago, I was born in the Palace Garden, among rows of peas and beets and cabbages. I nestled snugly in the warm earth with my brothers and sisters. I felt a tingle. I knew that somehow I would be important.



Day 1: Modelled, Guided and Independent Write

Your turn:

Now it's time for you to write the first part of the story using the vegetable you have chosen. Use the Blueprint you wrote last week to help you.

What's in the original story?	Choose one of these	Write your choices here
Remember that you don't have to choose these ideas, you can choose one of your own		
What vegetable will you choose to write about?	   cabbage carrot beet	carrot
What words will you have to change?	<ul style="list-style-type: none"> • velvety pod • shelled • little box • soft tissue 	Peas and beets and cabbages
What new words will you use instead?	<ul style="list-style-type: none"> • warm earth • washed and peeled • peeled and chopped • our leaves were separated • long box • big box • very big box • kitchen roll • paper • paper towel 	Warm earth Washed and peeled Long box Kitchen roll

When you have written your story starter, take a photo of your work and put it on the Portfolio page of Class Dojo. I am really looking forward to seeing your work.



Day 1: Modelled, Guided and Independent Write

Today we have written the first part of the story together.

Tomorrow we will write the next part of the story using the Blueprint we wrote last week to help us.

