

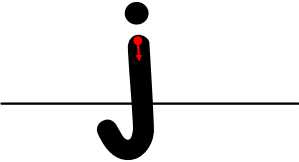


Starter- Robot talk- practise blending. Use Metal Mike and the CVC words from phonics area.




New sound: J
Sky Write: - J - Down his body, curl and dot. (Tack in the box)
Listen+action: <https://www.youtube.com/watch?v=b9asCOIUkk>






Bounce: j-j-j-jack-in-a-box
Handwrite: Down his body curl and dot.
Down his body curl and dot.



say the initial sound, then the word. (J-J-jack, J-jam etc.) My turn- your turn.





Sorting




Sound, action, sky-write




Sound, action, sky-write





Sound, action, sky-write






Sound, action, sky-write






1) Introduce 'up' - who can find our new sound?
2) Chn to pretend pressing the sound buttons as we read, then blend. Do it again with robot talk and/or actions.
Reveal picture.
3) Teacher to model saying a sentence with this word.


jam



jump



jig




jog



1) 'Mimic' up- who can find our new sound? 2) Cln to pretend pressing the sound buttons as we read each word, then blend. Rn-read the sentence with each new added word.

Jim jogs to the bat.




Cln to pretend pressing the sound buttons as we read each word, then blend. Rn-read the sentence with each new added word.

The jet is wet.




EXTRA WORK
Children to have the sound mat and white boards. Robert talk the word, then circle the letters needed on their mat. Choose a child to come to the board and make the word.
Children to write the word on their whiteboard. jet



e j u t

EXTRA WORK
Children to have the sound mat and white boards. Robert talk the word, then circle the letters needed on their mat. Choose a child to come to the board and make the word.
Children to write the word on their whiteboard. job



b j o f

While waiting in the line after hand washing:

1) Jolly phonics PowerPoint on Slideshow mode. >> see planning folder

2) Epic Phonics Tricky words: www.youtube.com/watch?v=a23xv5u09aw&t=64s

3) Alphablocks Series 2. /26 Cat sat on a mat (5 mins) [www.bbc.co.uk/players/episodes/t01c20p1/alphablocks?](https://www.bbc.co.uk/players/episodes/t01c20p1/alphablocks?series2&t01c20p1)