


Children to have their sound mat in front of them. Parent to call out a sound, children to find them. Then take turns.



Practise writing n, m, u, i, t, f, s, d, g on paper or in flour/sand. -



read and copy tricky words on paper

is

and

---

---


a

go

- 1) Robot talk S-U-N= sun.
- 2) Chn to cirlice the letters on the sound mat.
- 3) Chn to write the word.



- 1) Robot talk M-U-M= mum.
- 2) Circle the letters on the sound mat.
- 3) Chn to write the word.




- 1) Robot talk F-U-N= fun
- 2) Circle the letters on the sound mat.
- 3) Chn to write the word.



---



Write: Mum is fun. Say sentence, clap it. Use the sound mat to help you write the sentence.





- 1) Robot talk D-U-G
- 2) Circle the letters on the sound mat.
- 3) Chn to write the word.



- 1) Robot talk P-I-T= pit
- 2) Circle the letters on the sound mat.
- 3) Chn to write the word.

---



Write: Jim dug a pit. Say sentence, clap it out. Parents to model writing it. Then children have a go. Make sure there is space between words.




# What else could you do?

1) practise writing words and letters on paper / in flour / sand

eg: *but, bad, dad, dig, hot, can*

Say word in robot talk, look up letters on the sound mat, write the word. Use the words from the Bear Words cards.



2) Read - run - write -check

Have words written on a card. Child to read 1 card, then run to the other side of the room to write the word. Run back to collect the card to check if it's correctly written. This can be done 1 letter at a time too.



## Videos to watch correct letter writing:

**Youtube:** *'Letter Formation (Read, Write, Inc.)'*

[www.youtube.com/watch?v=ijd45Qddxfo](http://www.youtube.com/watch?v=ijd45Qddxfo)

>> note in the UK we say 'zed' for Z not 'zee'

**Youtube:** *'Learning to Write with Correct Letter Formation full Alphabet' from Epic Phonics*

[www.youtube.com/watch?v=TYYSBProJH4](http://www.youtube.com/watch?v=TYYSBProJH4)

## Other videos/ games

1) Jolly Phonics [www.youtube.com/watch?v=\\_s-1sxzjPX8](http://www.youtube.com/watch?v=_s-1sxzjPX8)

2) Epic Phonics Tricky words: [www.youtube.com/watch?v=e2dx65u59aw&t=64s](http://www.youtube.com/watch?v=e2dx65u59aw&t=64s)

4) CVC song: [www.youtube.com/watch?v=BU11eSkCzAw](http://www.youtube.com/watch?v=BU11eSkCzAw)