

Tuesday, 12th Jan

Phonics

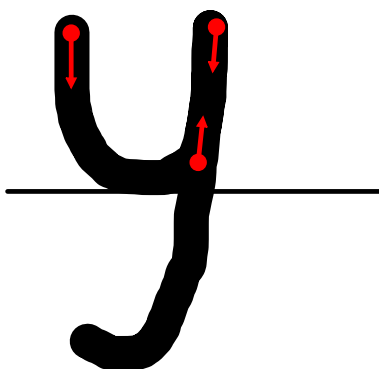


What you need:

*paper and pencil

Sky Write: Y >> rhyme: Down a horn, up a horn and under his head.

listen: YouTube: Jolly phonics Y



I like to eat, eat, eat,
yoghurt and bananas.
I like to eat, eat, eat,
yoghurt and bananas.
I like to eat, eat, eat,
yoghurt and bananas.
/y/-/y/-/y/-/y/-/y-!



Action
Pretend to eat yoghurt from a spoon, saying y,y,yoghurt with each spoonful.

All these words begin with sound Y. What are these things? (see answers under pictures)




yellow



yelling



yak



yawning



yoghurt



yacht




yoyo

veil


Sort the pictures by which sound they start with (3 are odd ones out)

y




v

Say the word, say the initial sound, do the action and write the sound.





1. Say the word 2. Say the initial sound. 3. Do the action and write the sound.






1. Can you point at our new sound (V)? 2. Robot talk each words to read them. 3. Connect words to pictures. Which one is an alien word? (no meaning) yul >> alien word

yes yak yul



1. Can you point at our new sound (V)? 2. Robot talk each words to read them. 3. Connect words to pictures. Which one is an alien word? (no meaning) yic >> alien word

yic yap yoyo



Reading 'tricky words'

is and to the

a I go no


How many words? Where are the finger spaces? Can you find our new sound 'y'?
Read each word, then read the whole sentence from the beginning. Robot talk 'vet' and 'yoyo'.

The vet had a yoyo.



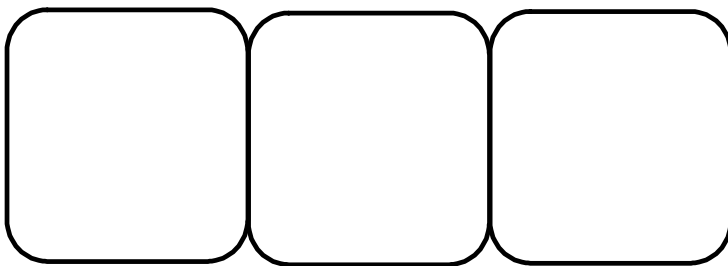
How many words? Where are the finger spaces? Can you find our new sound 'V'?
Read each word, then read the whole sentence from the beginning. Robot talk 'ran' and 'van'.

Ten dogs yap.



Say and segment the word 'yes' using robot talk. Can the children find the letters needed and put them in the correct order? Children to read the word they made and check if it says 'yes'.

Parents: make a grid like this below, write the letters on cards and let the children explore the options.



























c e l y i


1. Say the word (yup).
2. Segment it using robot talk (y-u-p).
3. Look up sound on sound mat.
4. Write the word.






s 	a 	t 	p 	i 	n 	m 	d 
g 	o 	c 	k 	h 	b 	e 	r 
f 	u 	l 	w 	j 	x 	y 	z 

1. Say the word (yap).
2. Segment it using robot talk (y-a-p).
3. Look up sound on sound mat.
4. Write the word.





1. Say the sentence: *Ten dogs yap.*
2. Count the words.
3. Write one word at a time after robot talking. Check on sound mat if needed.
4. Re-read the whole sentence at the end.



Find the things that start with the y sound and draw a circle around them. Trace the letter **y** where you see it. Colour the pictures.

 yellow	 road	 yacht
 yo-yo	 yoghurt	 yell
 zebra	 yawn	 witch

What to send us on Dojo from all this?

*Your child writing the last sentence.

*If you can, do this worksheet with your child and send a photo of it.

OR

Word hunt: Write the words from this lesson on cards (*yes, yak, yup, yoyo + red words*), hide around the house and let your child find them and read them. Take photo of finding the cards.

Videos/games:

Phase 2 tricky words: www.bbc.co.uk/bitesize/topics/zf2yf4j/articles/zdrd8xs

Or Google: *BBC Bitesize Phase 2 phonics*

www.phonicsbloom.com/uk/game/match-cards?phase=2



Attachments

MOfficePNG.png

MOfficePNG(3222).png