


Wednesday, 13th Jan

Phonics



What you need:

*paper and pencil/marker


*but you could write on a chalk board, in sand or flour too

Sky Write: X >> rhyme: *Down the arm and leg and repeat the other side.*
listen: YouTube: Jolly phonics X

**/ks/-/ks!/ Take an x-ray.
/ks/-/ks!/ Take an x-ray.
/ks/-/ks!/ Take an x-ray.
- x-ray of my hand.**



Action
Pretend to take an x-ray with an x-ray camera, saying ks,ks,ks.



Words ending in X. What are these things? (see answers under pictures)

6

six



fox



box



fix




mix

veil

Sort the words by which sound they contain. (2 are odd ones out)

y



x

1. Can you point at our new sound (X)? 2. Robot talk each words to read them. 3. Connect words to pictures. Which one is an alien word? (no meaning) yox >> alien word

box mix xif



1. Can you point at our new sound (X)? 2. Robot talk each words to read them. 3. Connect words to pictures. Which one is an alien word? (no meaning) 'axt' and 'xep' >> alien word

fox axt xep



1. Can you point at our new sound (X)? 2. Robot talk each words to read them. 3. Connect words to pictures. Which one is an alien word? (no meaning) 'axt' and 'xep' >> alien word

fix six

• • • • • •

6



Reading 'tricky words'

a I go no

is and to the

How many words? Where are the finger spaces? Can you find our new sound 'x'?
Read each word, then read the whole sentence from the beginning. Robot talk fox, hot and jam.

The fox has hot jam.



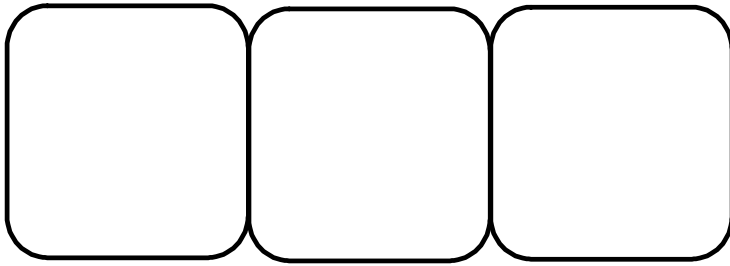
How many words? Where are the finger spaces? Can you find our new sound 'x'?
Read each word, then read the whole sentence from the beginning. Robot talk 'fix' and 'box'.

Fix the box!



Say and segment the word 'mix' using robot talk. Can the children find the letters needed and put them in the correct order? Children to read the word they made and check if it says 'mix'.


Parents: make a grid like this below, write the letters on cards and let the children explore the options.



k a x m i

1. Say the word (fix).
2. Segment it using robot talk (f-i-x).
3. Look up sound on sound mat.
4. Write the word.





1. Say the word (box).
2. Segment it using robot talk (b-o-x).
3. Look up sound on sound mat.
4. Write the word.





1. Say the sentence: *Fix the box!*
2. Count the words.
3. **Write one word at a time** after robot talking. Check on sound mat if needed.
4. Re-read the whole sentence at the end.



What to send us on Dojo from all this?

*Your child practising writing during today's lesson (fix, box, Fix the box!)

Extras:

If you can, do the 'Bex and the Box' worksheet on the next page with your child and send a photo of it.

OR

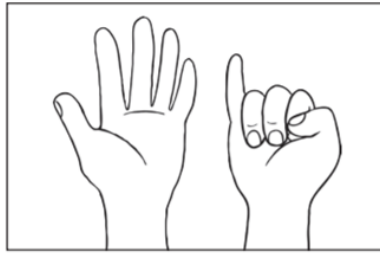
Play 'I spy...' using the pictures on the last slide, tell us which words/pictures your child has found.

Parents to read the story. Children to find and circle all the 'x' sounds.


Bex and the Box



Bex was cheerful.



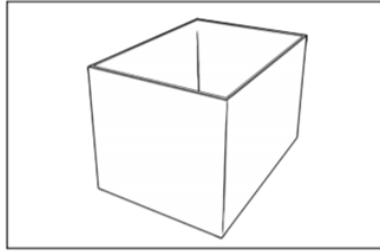
She was six.



At night, a fox crept into her garden.



Bex did not think the fox was good. She was afraid.



She got a brown box.



Bex put the fox in the box and took it to the vet.

1. Adult's turn: I spy a watch beginning with.....'w'. Do the same with all pictures.
2. I spy something beginning with.... - children to find the picture



Attachments

MOfficePNG.png

MOfficePNG(3222).png