

Monday, 11th Jan

Phonics

What you need:

*paper and pencil




Sky Write: V Down a wing, up a wing.
listen: YouTube: Jolly phonics V

Drive Vic's van
Round the village.
Drive Vic's van
Round the village.
Drive Vic's van
Round the village.
/v/-/v/-/v/-/v/-/v/!



Action
Pretend to be driving along
in a van, saying vvvv.



All these words begin with sound V. What are these things? (see answers under pictures)



van



vest



vegetables



veil



violin



vulcano



vase

Sort the pictures by which sound they start with (2 are odd ones out)

j



v

Say the word, say the initial sound, do the action and write the sound.



1. Say the word 2.Say the initial sound. 3. Do the action and write the sound.



1. Can you point at our new sound (V)? 2. Robot talk each words to read them. 3. Connect words to pictures. Which one is an alien word? (no meaning) vol>> alien word

van vol vent



1. Can you point at our new sound (V)? 2. Robot talk each words to read them. 3. Connect words to pictures. Which one is an alien word? (no meaning) vim ~ energy vav>> alien word

vet vim vav



Reading 'tricky words'

is and to the

a I go no

How many words? Where are the finger spaces? Can you find our new sound 'V'?
Read each word, then read the whole sentence from the beginning. Robot talk 'ran' and 'van'.

I ran to the van.



How many words? Where are the finger spaces? Can you find our new sound 'V'?
Read each word, then read the whole sentence from the beginning. Robot talk 'jess' and 'vet'.

Jess is a vet.



Say and segment the word 'van' using robot talk. Can the children find the letters needed and put them in the correct order? Children to read the word they made and check if it says 'van'.


Parents: make a grid like this below, write the letters on cards and let the children explore the options.















--	--	--

n a w v i




1. Say the word (vet).
2. Segment it using robot talk (v-e-t).
3. Look up sound on mat.
4. Write the word.












s 	a 	t 	p 	i 	n 	m 	d 
g 	o 	c 	k 	h 	b 	e 	r 
f 	u 	l 	w 	j 	x 	y 	z 

1. Say the word (vent). 2. Segment it using robot talk (v-e-n-t). 3. Look up sound on mat. 4. Write the word.



Find the things that start with the v sound and draw a circle around them. Trace the letter **v** where you see it. Colour the pictures.

 van	 rainbow	 vegetables
 octopus	 volcano	 violin
 vulture	 vet	 snake

What to send us on Dojo from all this?

*Tell us how well the children read the sentences.

*If you can, do this worksheet with your child and send a photo of it completed.

OR

Go on a 'V' sound hunt around the house, naming everything that has a V in it - tell us what you have found.

Attachments

MOfficePNG.png

MOfficePNG(3222).png