

Thursday's Phonics - 4th Feb 2021

What to put on  ClassDojo

Video of your child reading one sentence.
OR - this paper ball activity. (see page 14 for what to do)



Humpty Dumpty sat on a wall... -He can only sit on rhyming words. What can he sit on?



Humpty Dumpty sat on a  and on a




















cat	rug	slug
-----	-----	------

Humpty Dumpty sat on a  and on a

slug	hen	pen
------	-----	-----

Humpty Dumpty sat on a  and on a

rat	dog	mat
-----	-----	-----

s 	a 	t 	p 	i 	n 	m 	d 
g 	o 	c 	k 	h 	b 	e 	r 
f 	u 	l 	w 	j 	x 	y 	z 

Recap the sounds: a for apple etc.
Play I spy.../Find me...

digraphs - 2 letters make 1 sound

zz 	ss 	sh 	ch 	ff 	ll 
ng 	qu 				

Recap the sounds: zz for fizzy drink, ss for grass
Play I spy.../Find me...

Reading 'tricky words' - Phase 2.

go to the
a no I and

Reading 'tricky words' - Phase 3.

he she we
me be into

Reading 'alien' (=nonsense) words. (Robot talk each sound, then blend it into a word)


kell quof gung



1. Robot talk each words to read them. 2. Connect words to pictures. 3. Say a sentence with each word.

tell chill


doll pull



1. Robot talk each words to read them. 2. Connect words to pictures. 3. Say a sentence with each word.

quit squelch


squash squill



1. Robot talk each words to read them. 2. Connect words to pictures. 3. Say a sentence with each word.


wing long

spring sang




Read each word (robot talk if needed), then read the whole sentence from the beginning. Can you see the finger space / full stop / capital letter at the beginning?

Fill a cup and it is full.



Read each word (robot talk if needed), then read the whole sentence from the beginning.

The king can sing.



Read each word (robot talk if needed), then read the whole sentence from the beginning.

Get me a glass of squash!



What to put on  ClassDojo

>Video of your child reading one sentence.

>**OR** - this paper ball activity

1. Write the words from today's lesson on bits of paper (tell, doll, chill, pull, squalch, quit, quill, squash, wing, long, spring, sang).

2. Get your child to read each word and then crumple up the paper and try to throw it in bowl, box, basket or paper bin to show they have conquered that word! :)

3. Alternative versions: throw the paper balls to each other and then open and read them.

