




Tuesday's Phonics- 2nd Feb 2021




ClassDojo

What to send on  ClassDojo

a photo of tricky words puddle jumping + words read.



> see page 14.




A	B	C	D	E	F	G
H	I	J	K	L	M	N
O	P	Q	R	S	T	U
V	W	X	Y	Z		



Sing the alphabet!

Sky Write: qu Handwrite: Round her head, Handwrite: Down and under, up past her earrings and down her hair


listen: YouTube: Jolly phonics qu




The duck in the pond quacks "/qu/-qu/-qu/," "/qu/-qu/-qu/," "/qu/-qu/-qu/," all around the pond.


All these words contain qu. Can you tell me what you see?




quid




queen




quill




quack



squelch



quick



squash

Sort the pictures by which sound contain (no odd ones out)

Say the word, say the initial sound, do the action and write the sound.

1. Can you point at our new sound (qu)? 2. Robot talk each words to read them.
3. Connect words to pictures. Which one is an alien word? (no meaning) quof-> alien word

quid quill

quof quit

1. Can you point at our new sound (qu)? 2. Robot talk each words to read them.
3. Connect words to pictures. Which one is an alien word? (no meaning) quesk-> alien word

quesk squelch

squash

Reading 'tricky words' - Phase 3.

he she we


me be into

How many words? Where are the finger spaces? Can you find our new sound 'qu'?

Read each word (robot talk if needed), then read the whole sentence from the beginning.

He lost six quid.

.....



How many words? Where are the finger spaces? Can you find our new sound 'qu'?

Read each word (robot talk if needed), then read the whole sentence from the beginning.

Get me a glass of squash !


.....



Say and segment the word 'quill' using robot talk. Can the children find the letters needed and put them in the correct order? Children to read the word they made and check if it says 'quill'.

□ □ □

|| qu i c o



1. Say the word (quid). 2. Segment it using robot talk (qu-i-d). 3. Look up sounds on mat. 4. Write the word.



s	a	t	p	i	n	m	d	v
g	o	c	k	h	b	e	r	
f	u	l	w	j	x	y	z	
sh	ch	ff	ss	zz	ll	qu		

Send this to us on ClassDojo

Photo of doing this game and tell us how many words your child could recognize/read.

Write these words on the 'puddles' (=paper):

*I no go to the is
he she me we be into*

Scatter them on the floor. Give your child an umb

1. Say one of the words, your child needs to jump on the word's 'puddle'.

2. Your child jumps from puddle to puddle while reading each word by themselves.



Attachments

MOfficePNG.png

MOfficePNG(3222).png