

Thursday's phonics - 25<sup>th</sup> Feb 2021

What to put on  ClassDojo

Matching lower case letters to capital letters.

See the worksheet attached at the end of this pack or to the task on Dojo

Don't do it on this little photo below :)



Play this game on [www.phonicsbloom.com](http://www.phonicsbloom.com)

Choose Phase 2 on the left, then the 'Odd sound out' game

Recap the diagraphs here. Play: Can you find me...? (sh for shoe, ch for chicken, ff for puff, zz for fizzy drink, ll for doll, qu for queen, ng for ring, th for thumb, th for them, ss for grass.)



zz ss ff ll ch sh

ng qu th th


Reading tricky words:

she me an


Copy the tricky words:

---

**Practising letter formation:**




Say for each letter "Down Nobby and over his net. Round the girl's face, down her and give her a curl."




Say for each letter: "Round the queen's head, down her hair and flick. Down and under the umbrella, up to the top and draw the puddle"

ng ng qu qu


Which sounds are missing from the words (k, ng, qu)? Write the missing sounds on the lines!  
 (Parents: copy the words with the lines on paper, say the words then let your child choose and write the sounds missing.)




\_\_ack



skippi\_\_



\_\_ick



ki\_\_


k

ng


qu

**Reading practice** - connect the words with the pictures!


quid




sang




squash




long




quill




sling




**Writing practice** - Robot talk each word (ring, quill, quit, wing), look for the sounds on the mat (if needed). Write the word, then read to check if it makes sense.



\_\_\_\_\_



\_\_\_\_\_



\_\_\_\_\_

~~qu~~


\_\_\_\_\_

s	a	t	p	i	n	m	d	v	
g	o	c	k	h	b	e	r	th	th
f	u	l	w	j	x	y	z		
sh	ch	ff	ss	zz	ll	qu	ng		

Reading practice- Read the captions and connect to the pictures.


The king can sing.

Get me a glass of squash!



Can you put the words in the correct order to make a sentence?


me rang to go She shopping





































Writing practice - Say the sentence a few times (He lost six quid.)

Count how many words, then write word by word, robot talk and check sounds on the mat if needed.

Re-read the sentence at the end to check if it makes sense. Remember: Finger spaces!



s 	a 	t 	p 	i 	n 	m 	d 	v 	
g 	o 	c 	k 	h 	b 	e 	r 	th 	th 
f 	u 	l 	w 	j 	x 	y 	z 		
sh 	ch 	ff 	ss 	zz 	ll 	qu 	ng 