



Monday's Phonics- 1st Feb 2021



What to send on ClassDojo

a photo of playing this + say how many words your child read (see page 15 for instructions)

☐	tell	dull	sell	Nell	bell
☐	Nell	bell	tell	doll	sell
☐	fill	doll	Nell	dull	tell
☐	sell	tell	fill	doll	dull
☐	bell	Nell	dull	tell	fill
☐	doll	fill	bell	dull	sell




Sing the alphabet!

Sky-write with eyes open and closed: Down the long leg. x 2
listen: YouTube- Jolly phonics LL



We lick our lollipops.
We lick our lollipops.
ll-ll-ll
We lick our lollipops.



All these words contain 'll'. Can you tell me where you hear the 'll' sound (beginning or end)?



Sort the pictures by which sound they contain (2 are odd ones out)

r

ll

Say the word, say 'll', do the action and write the sound.

1. Can you point at our new sound (ll)? 2. Robot talk each words to read them.
3. Connect words to pictures. Which one is an alien word? (no meaning) tell >> alien word

chill

— • —

shell

— • —

kell

• • —

roll

• • —

1. Can you point at our new sound (ll)? 2. Robot talk each words to read them.
3. Connect words to pictures. Which one is an alien word? (no meaning) froll >> alien word

froll

• • —

hill

• • —

tell

• • —

smell

• • —

Reading 'tricky words' - Phase 3.

he she we
me be into

How many words? Where are the finger spaces? Can you find our new sound 'll'?
Read each word (robot talk if needed), then read the whole sentence from the beginning.

Roll the ball!



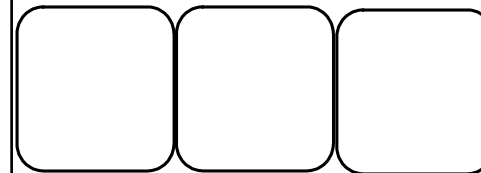
How many words? Where are the finger spaces? Can you find our new sound 'll'?
Read each word (robot talk if needed), then read the whole sentence from the beginning.

Fill a cup and it is full.




Say and segment the word 'doll' using robot talk. Can the children find the letters needed and put them in the correct order? Children to read the word they made and check if it says 'doll'.

Parents: You can make a grid like this below, write the letters on cards and let the children explore the options.



d o i ll

1. Say the word (smell). 2. Segment it using robot talk (s-m-e-ll). 3. Look up sounds on mat. 4. Write the word.





s 	a 	t 	p 	i 	n 	m 	d 	v
g 	o 	c 	k 	h 	b 	e 	r 	
f 	u 	l 	w 	j 	x 	y 	z 	
sh 	ch 	ff 	ss 	zz 	ll 			

What to send on ClassDojo tell us which words your child could read

How to play: roll a dice, look which number you have, read a word from that row, cross the word out. Take turns with sibling/parents, everyone with different colours. If you have no dice- write dots 1-6 on cards, choose from these. winner=most words read
You don't have to print this. You can play it on the screen, or copy the words and dice patterns on a paper.

1	tell	dull	sell	Nell	bell
2	Nell	bell	tell	doll	sell
3	fill	doll	Nell	dull	tell
4	sell	tell	fill	doll	dull
5	bell	Nell	dull	tell	fill
6	doll	fill	bell	dull	sell

1	tell	dull	sell	Nell	bell
2	Nell	bell	tell	doll	sell
3	fill	doll	Nell	dull	tell
4	sell	tell	fill	doll	dull
5	bell	Nell	dull	tell	fill
6	doll	fill	bell	dull	sell



Attachments

MOfficePNG.png

MOfficePNG(3222).png