

Wednesday's Phonics-27th Jan 2021



What to send on  ClassDojo
from today's lesson:

photo/video of 'chalk spelling' activity and tell us if your child could find the sounds.

see page 14.

Chalk spelling

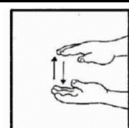
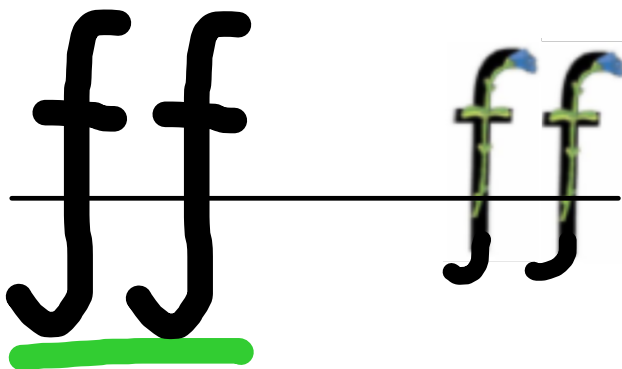
parents: write these sounds on the floor outside with chalk: f, i, o, p, u, h, r, a, s, n, ch, sh, ff. If you haven't got chalk you can write the these sounds on A4 paper and put a few rocks on them to keep them on the floor.

Write these words on cards: shop, fish, chips, chin, rash, chop, huff, push, puff.

Ask your child to read 1 word and run to/jump on the sounds they need for this word.



Sky Write: ff Down the stem and draw the leaves.
listen: YouTube: Jolly phonics ff



Action
Place one hand above the other, lower the top hand as if an inflatable fish is deflating, and say fffffff.

My friends and I
went to the beach
with my floating fish.
It got a hole ...
... the air came out. /ffffff/!

All these words contain 'ff'. Where in these word is the 'ff' sound?



cuff



huff



puff



cliff



fluffy
rabbit

zebra

Sort the pictures by which sound they start with (2 are odd ones out)

ff



ch




Say the word, say the initial sound, do the action



and write the sound.

ff



1. Can you point at our new sound (ff)? 2. Robot talk each words to read them. 3. Connect words to pictures. Which one is an alien word? (no meaning) siff>> alien word

huff siff




cliff puff



1. Can you point at our new sound (ff)? 2. Robot talk each words to read them. 3. Connect words to pictures. Which one is an alien word? (no meaning) cleff>> alien word

cuff fluff

stiff cleff



Reading 'tricky words' - Phase 2.

go to the

a no I and

How many words? Where are the finger spaces? Can you find our new sound 'ff'?
Read each word (robot talk if needed), then read the whole sentence from the beginning.

I can huff and puff.



How many words? Where are the finger spaces? Can you find our new sound 'ff'?
Read each word (robot talk if needed), then read the whole sentence from the beginning.

She put me in cuffs.



Say and segment the word 'puff' using robot talk. Can the children find the letters needed and put them in the correct order? Children to read the word they made and check if it says 'puff'.

Parents: make a grid like this below, can your child find the correct sounds and write them in the boxes?

--	--	--



s p ff a u

1. Say the word (stiff). 2. Segment it using robot talk (s-t-i-ff). 3. Look up sounds on mat. 4. Write the word.



● ● ● _____

s 	a 	t 	p 	i 	n 	m 	d 	zz 	ss 	sh 
g 	o 	c 	k 	h 	b 	e 	r 	v 	ch 	ff 
f 	u 	l 	w 	j 	x 	y 	z 			

Send a photo of this to us on  ClassDojo
and tell us if your child could find the sounds.

Chalk spelling

parents: write these sounds on the floor outside with chalk: f, i, o, p, u, h, r, a, s, n, ch, sh, ff. If you haven't got chalk you can write the these sounds on A4 paper and put a few rocks on them to keep them on the floor.

Write these words on cards: shop, fish, chips, chin, rash, chop, huff, push, puff.

Ask your child to read 1 word and run to/jump on the sounds they need for this word.



Attachments

MOfficePNG.png

MOfficePNG(3222).png