

Wednesday's phonics - 24th Feb 2021

What to put on  ClassDojo

Matching lower case letters to capital letters.

See the worksheet attached at the end of this pack or to the task on Dojo
Don't do it on this little photo below :)




Say my name (like when singing ABC) and my sound (how we read the letters in words)! Match capital letters to their lower case letters.

O	q	V	x
P	s	W	z
Q	o	X	v
R	u	Y	w
S	p	Z	y
T	r		
U	t		

Here's game to practise this more:

www.softschools.com/language_arts/phonics/learning_alphabet/matching_upper_lower_case_letters/

Recap the diagraphs here. (sh for shoe, ch for chicken, ff for puff, zz for fizzy drink, ll for doll, qu for queen, ng for ring, th for thumb, th for them, ss for grass.)



zz ss ff ll ch sh


ng qu th th

Reading tricky words:

he we be


Copy the tricky words:

Practising letter formation:



ch

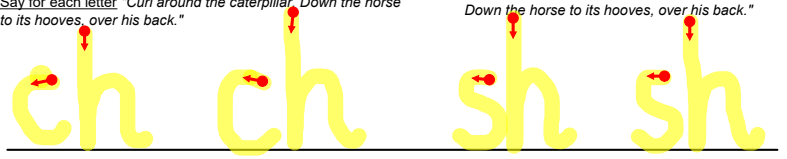
Chicken ch-ch-ch-ch
The horse snorts when the caterpillar has got up his nose.




sh

Shoeh shhh
Shhhhh says the horse to the hairy snail.


Say for each letter: "Slither down the snake. Down the horse to its hooves, over his back."




Which sounds are missing from the words (t, ch, sh)? Write the missing sounds on the lines!
(Parents: copy the words with the lines on paper, say the words, let your child choose and write the sounds missing.)




__ips




mu__



bru__





sma__



Reading practice - connect the words with the pictures!


wish chop







shop

fish chin








chess




Writing practice - Robot talk each word (push, ship, rich, chill), look for the sounds on the mat (if needed). Write the word, then read to check if it makes sense.











s	a	t	p	i	n	m	d	v	
g	o	c	k	h	b	e	r	th	th
f	u	l	w	j	x	y	z		
sh	ch	ff	ss	zz	ll	qu	ng		

Reading practice- Read the captions and connect to the pictures.


a fish on a dish

Push the chimp into the shop.









































Can you put the words in the correct order to make a sentence?

is • The
shut shop



Writing practice - Say the sentence a few times (*Chop the fish on the ship.*)
Count how many words, then write word by word, robot talk and check sounds on the mat if needed.
Re-read the sentence at the end to check if it makes sense. **Remember:** Finger spaces!

s 	a 	t 	p 	i 	n 	m 	d 	v 	
g 	o 	c 	k 	h 	b 	e 	r 	th 	th 
f 	u 	l 	w 	j 	x 	y 	z 		
sh 	ch 	ff 	ss 	zz 	ll 	qu 	ng 