


Monday 22.02.21

Literacy



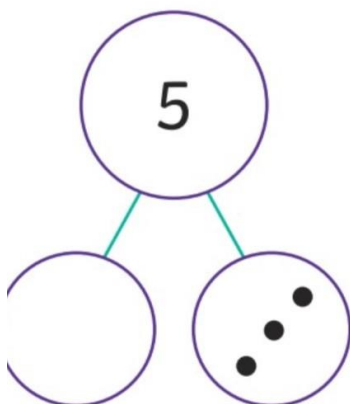
Today's dojo task:

Today we are going to look at a new story. We are going to look at the 'Runaway Chapati' by Danielle Noone. Listen to the story.

Does this story remind you of another story you have heard before? (The Gingerbread man)

How are they the same? How are they different? Can you send a video talking about these similarities and differences?

Numeracy



Lesson link:

Today we are going to focus on number bonds to 5.

Look at these part, part whole models, can you tell me what part is missing?
Can you show me on your fingers? Draw it on a piece of paper? Please send in your videos and photographs!

Phonics



Today we will be recapping on the sounds 'zz' and 'ss'. Please have a look at the file attached. As always please send us a photograph of your work. Thank you!

DT

(Teaching Point: the children can use different glues, sticky tape and masking tape to join things together and scissors to make them)

We would like you to collect some of your recycling rubbish (make sure it is clean) to build a model. Your model can be anything you like - this is a great chance to use your imaginations!! Go crazy!



You can use cereal boxes, egg boxes, newspaper, magazine paper, drinks cartons, labels – lots of things. Do not use anything sharp like glass or tins, these may hurt you.

Make sure you use some sort of glue and some sort of tape to stick your model together. You also need to use scissors to cut somethings to use on your model. Please send us pictures of you making your models and the finished ones. We'd love to show all your friends at school.

Art



Week one - Clay / Play dough animal

For this week's task we are going to focus on creating the characters out of our book Runaway Chapati. I would like you to use your play dough or clay to create one of the animals in the pictures , these are a dog, crocodile or a monkey. Feel free to have a go at all 3! I can't wait to see your amazing unique creations!

For the play dough/clay you will need -

Playdough ingredients

1/2 cup of water

2 cups of flour

Food colouring - optional

Playdough ingredients -

2 cups all-purpose flour.

3/4 cup salt.

4 teaspoons cream of tartar.

2 cups lukewarm water.


2 Tablespoons of vegetable oil (coconut oil works too)

Food colouring - optional.

Tuesday 23.02.21



Literacy



Lesson link:

Tuesday's Dojo task:

Today you are going to be the Runaway Chapati! Can you get your adult to read the story and you play the part of the Chapati? Remember the Chapati says "Run, run as fast as you can. You can't put me in your frying pan!" Can you send us a video of you acting out the story?

Numeracy




Lesson link:

We are looking at combining quantities today.

Could you draw or print out these pictures. (Gems are attached too)

Give each pirate some gems. Add them together. How many gems do both pirates have altogether?

Phonics




Today we will be recapping on the sounds 'ff' and 'll'. Please have a look at the file attached. As always please send us a photograph of your work. Thank you!

Science

We are going to have a look at flowers. Hopefully it is getting warmer so we may see some flower starting to grow. I have daffodil's in my garden. Can you see the picture?

I am going to have a careful look at my daffodil. It is yellow. It has a green stem and a green leaf. I think it is pretty.

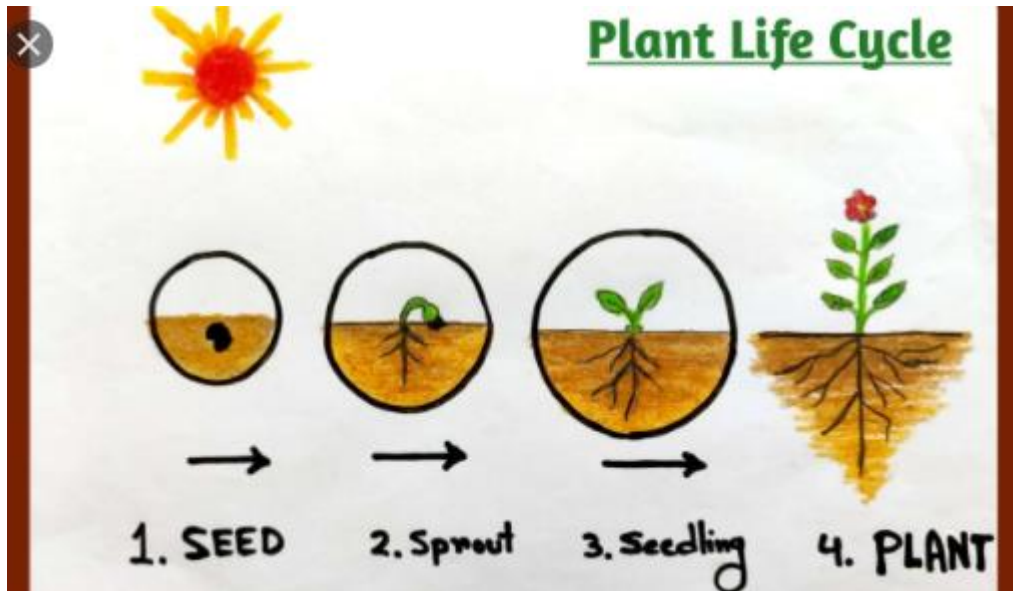


Send us on Dojo:

Have a look at some flowers in your garden, at the park or on line. Talk to your adult about what you see. Send us a picture of your flowers and a sentence about it.

- Explore the natural world around them, making observations and drawing pictures the plants life around them.(ELG)

Computers




This week we have planted cress seeds/seeds. We are going to take photographs of the seeds everyday and record them growing. This will be like a little diary of the life cycle of our plant. What do you notice about the seeds? What can you see? What do plants need to grow?

Wednesday 24.02.21



Literacy



Lesson link:

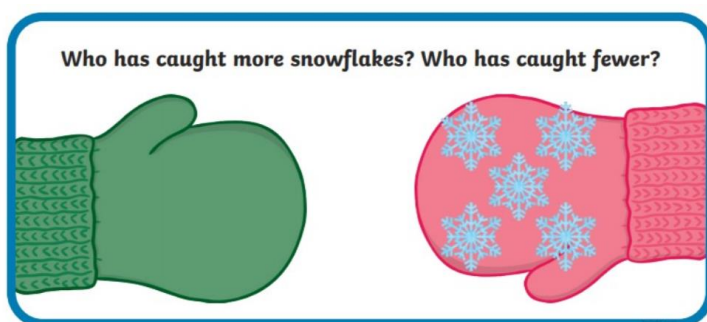
Wednesday's Dojo task:

You have worked really hard at reading this story and remembering some key parts from it. Today we are going to look at sequencing this story.

You have choices on how to complete this work. Choose only ONE option:

1. Print out the sheets and order the pictures
2. Draw the pictures
3. Send a video talking about the correct order.

Numeracy



Lesson link:

Your turn!

Can you get a pile of about 5 objects. Share them out between you and a teddy bear/toy/your adult. Can you say the sentence:


I have fewer

I have more

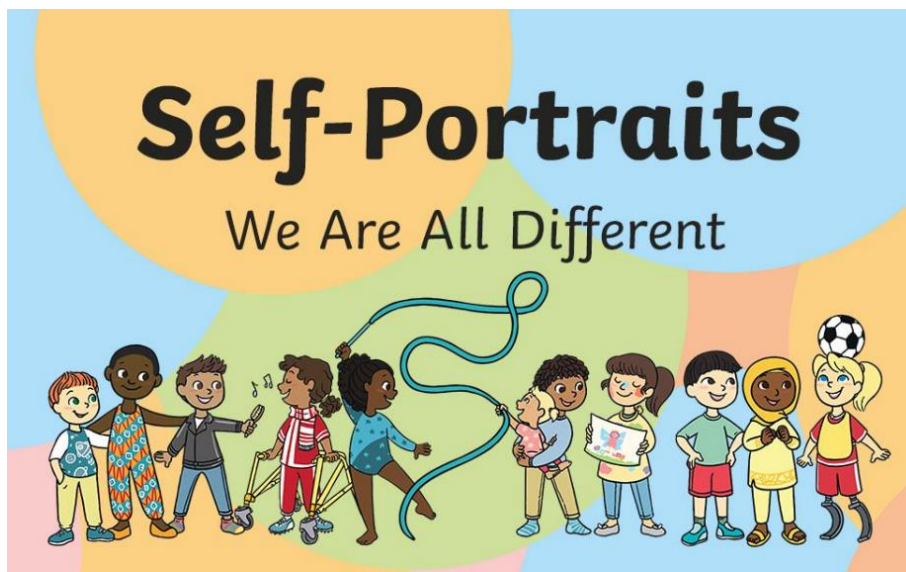
We have the same?

Send us a video/photograph of you doing this!

Phonics



Today we will be recapping on the sounds 'sh' and 'ch'. Please have a look at the file attached. As always please send us a photograph of your work. Thank you!.



We are all different and that is a great thing. Read these slides and see some people who are different and the amazing things you have done. With your adult, draw a picture of what makes you special/different. Can you write about this? I love how different we all are!

Internet safety



Lesson 3: What is online bullying?

Video link: <https://youtu.be/89zWtIGDkeU>

Learning objective: To be able to identify what online bullying looks like

Success criteria:

- I can talk about how the children being bullied would have felt
- I can identify the features of bullying
- I can identify the difference between online bullying and real-world bullying.

Spanish



We live here in Nottingham

People who come from Spain speak Spanish. Do you remember Hola! (O-la) and Adios (Ad-ee-os)? These are Spanish for saying hello and goodbye.

Have a look and see if you can find Spain on a map.

Spain is here.



This is the flag of Spain.

Send us on Dojo:

Practice your hello and goodbye in Spanish. Draw a picture of the flag of Spain and send it to us.

Thursday 25.02.21



Literacy



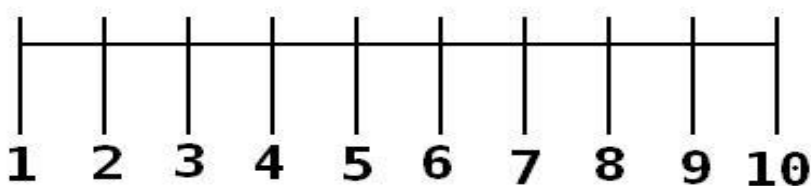
Lesson link:

Today we are going to play our jumbled sentence game. The sentence is:

"You can't put me in your frying pan!"

Your adult will cut up each word and hide it around the house. Find all 8 words. Sound them out and place them in the correct order. What does the sentence say? Who says this sentence?

Numeracy



This Photo by Unknown Author is licensed under CC BY-SA

Lesson link:

Your turn!

Attached is a number line. If you can't print it out either write your own or get an adult to help you. Once you have a number line, close your eyes and have the adult cover some numbers up (with a button, sweet etc) Can you tell us what numbers are missing? Send us photographs/videos!

Phonics



Today we will be recapping on the sounds 'qu' and 'ng'. Please have a look at the file attached. As always please send us a photograph of your work. Thank you!

History Old and New Farms



Send us on Dojo

A sentence telling us about 1 thing that is old in the picture and 1 thing that is new.

This is what I noticed.

“I can see people where old clothes. I can see a big machine that is new.”

Look at the 2 pictures of a farm. 1 is a very old farm and 1 is a very new farm.

Do you know which is old and which is new? Talk to your adult about the pictures. What do you see? What are they wearing? What are they using on the farm?

Music



Listen to this music: <https://www.youtube.com/watch?v=29fSeStUpxs>

What images do you see in your head when you hear this? What does it remind you of? Can you draw a picture of what you see when you hear this music? How does it make you feel? Are you happy? Sad? Scared? Excited?

Friday 26.02.21



You can't
put me in your
frying pan!

Literacy

Lesson link:

Friday's Dojo task:

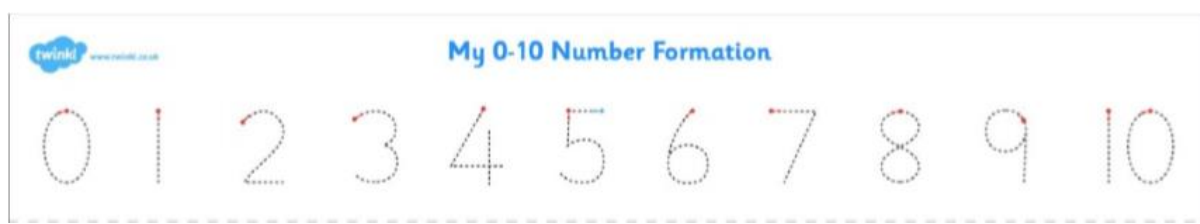
Today we are going to play our jumbled sentence game. The sentence is:

"You can't put me in your frying pan!"

Your adult will cut up each word and hide it around the house. Find all 8 words.
Sound them out and place them in the correct order.

This time can you draw a big Chapati and write the sentence on it?

Numeracy



Lesson link:

Concepts covered in today's lesson:

- * Ordering numbers to 5
- * Writing each numeral

Phonics



Today we will be recapping on the sounds 'th'. Please have a look at the file attached. As always please send us a photograph of your work. Thank you!

P.E.

Clap it out

Sing, dance, and clap out all the syllables in this catchy song.

<https://www.youtube.com/watch?v=psUPYR235O8>

Whilst dance is a good source of fun exercise for young children, it is also a creative outlet. Fun exercise is important but the opportunity to release creativity is as important as exercising and maintaining a balanced diet in the development of healthy children, because of the life skills they will

learn. Dancing can make a person feel physically refreshed and improve their



mood, tackling serious issues including anxiety and depression¹, and not just in adults. Group dancing is a tool to release daily stress, a distraction from everyday worries and an outlet for imagination and emotion.

Physical Health Benefits of Dance for Young Children

- Improved condition of heart and lungs
- Increased muscular strength, endurance and aerobic fitness
- Better coordination
- Better agility
- Better flexibility
- Healthy blood pressure
- Improved overall balance
- Improved spatial awareness



Storytime



Today's story is a 'Squash and a Squeeze' by Julia Donaldson. This story is read to you by Mrs Szemenyei. What is your favourite part of this story? What happens in the story? I hope you enjoy it!