


F2 Online Learning week beginning 1st March 2021

Monday 1st March

Literacy



Today we are going to write half of the ingredients list needed to make a chapati. Some of the sounds in these words you will know and others you will need your adults help. Sound out what you can and write these words down. Keep this paper for tomorrow, when you will be given the second half.

Numeracy



Today's lesson objectives:

- * Looking at the number 6 and what that means
- * Counting out 6 from a larger amount

Phonics

Monday: Recapping the vowel A


Video:

Find the slides on our school's website: <https://scotholme2021.weebly.com/foundation-2.html> Choose: Week 8 (1st March)

DT

(Teaching Point: the children can follow instructions from adults to fry a pancake)

We are going to make some pancakes - they are a little bit like Chapati we tried last week. You will need adult support and be able to listen very carefully to the instructions for Health and Safety reasons.

	Ingredients
	100g plain flour
	2 large eggs
	300ml milk
	1 tbsp sunflower or vegetable oil, plus a little extra for frying
	lemon wedges to serve (optional)
	caster sugar to serve (optional)
Method	STEP 3
STEP 1	Set a medium frying pan or crêpe pan over a medium heat and carefully wipe it with some oiled kitchen paper.
Put 100g plain flour, 2 large eggs, 300ml milk, 1 tbsp sunflower or vegetable oil and a pinch of salt into a bowl or large jug, then whisk to a smooth batter.	STEP 4
STEP 2	When hot, cook your pancakes for 1 min on each side until golden, keeping them warm in a low oven as you go.
Set aside for 30 mins to rest if you have time, or start cooking straight away.	STEP 5
	Serve with lemon wedges and caster sugar, or your favourite filling. <i>Once cold,</i>

What do you need to remember before making or eating food? How can you get the right amount of ingredients? Is there any equipment you may need? If have eaten Chapati before - are they similar or very different? Talk about these things with your adult.

Please send us pictures of you making your pancakes with a sentence telling us if you enjoyed them or not and why.

Science – Growing Seeds

We are going to grow some cress seeds. This is easy to and your adult should be able to get some from the supermarket when they shop.



You will need:

- Packet of cress seeds
- Clear plastic cup or yogurt pot
- Kitchen Paper
- Cotton Wool
- Water

1

Take the label off the pot and paint a funny face on top.

2

Put some wet kitchen roll in the bottom and put some damp cotton wool on top of that.

3

Evenly spread some cress seeds on top of the cotton wool and press them down gently.

4

Put the pot in a warm place that gets some sunlight, like a windowsill.

5

Watch the cress grow!
This should happen after about 7 days.

You might also want to look at this video to see what happens! Will your cress do the same? We would like you to watch how your cress grows and draw some pictures or take photos. Talk to your adult about the changes you can see and send us a sentence describing it.

[Growing Cress Timelapse - YouTube](#)




My seeds have grown white stalks.

(Teaching point: to plants seeds and watch them grow to talk about the changes.)

Tuesday 2nd March

Literacy



Today we are going to finish our ingredients list. You will need this for tomorrow as we will be making the chapati's. Please write these ingredients on the paper you started yesterday. Sound out what you can and try and write these independently.

1 table spoon olive oil


3 table spoons water



Send us on Dojo:

Send us some drawings or photographs of your seeds changing.

Numeracy



Dojo task: Can you practice writing the numeral 6 and draw 6 objects?

Lesson objectives for today:

- * Write the numeral 6
- * Count from 0 to 6 and stop
- * Count back from 10 to 6
- * Represent numeral by drawing quantities
- * Counting 6 out from a large group

Please watch the video and complete the task. We look forward to seeing the photos and videos of your tasks!

Phonics

Tuesday: Recapping the vowel E

Video:

Find the slides on our school's website: <https://scotholme2021.weebly.com/foundation-2.html> Choose: Week 8 (1st March)

Art

Draw/paint your own daffodil



This week we are focusing on painting and drawing daffodils. As you can see in the pictures, there are many ways to do this. You can use the paint brush or your hand prints for the yellow petals OR if you would like to draw the daffodil you can try and copy the shapes you can see or draw around your hands for the petals. You can go on a walk with your mummy's and daddy's to find a daffodil to draw/paint or you can look at a picture to copy. You can get creative and draw/paint a background for the daffodil. This could be in the garden, in the house or even at school! I can't wait to see them!

If you would like to draw you will need -

- A yellow crayon or felt tip
- A green crayon or felt tip
- Any other colours of your choice

If you would like to paint you will need-

- Yellow paint
- Green paint
- Any other paint colours of your choice
- Paint brush

Wednesday 3rd March

Literacy

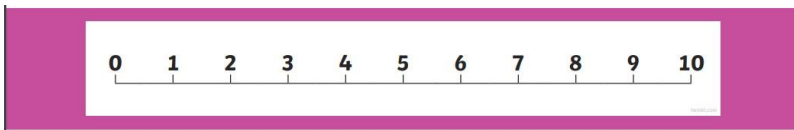


Today we are going to make our own chapati's! Here is a video showing you one way to make them, but maybe you have a different one.

<https://www.youtube.com/watch?v=C-WYjMNZW0Q>

Listen to the video attached to share with you the recipe we suggest you follow. Please send us videos of you cooking and let us know how they turned out!

Numeracy



Today we are going to look at tens frames. The lesson objectives for today are:

- * Ten frames
- * Number line work
- * Comparing numbers

Can you draw/print out a tens frame? Find 6 objects from around your house. How many different ways can you place these items on your 10 frame? Does it always make 6 no matter where you place them? What do you notice?

Watch the video for more instructions.

Phonics




Wednesday: Recapping the vowel I

Video:

Find the slides on our school's website: <https://scotholme2021.weebly.com/foundation-2.html> Choose: Week 8 (1st March)

P.S.H.E

In today's lesson, you will need

Looking eyes and ears	A favourite teddy	Singing voice
		

A favourite teddy and your best singing voice

Singing a song of soap

In today's lesson, we will be learning about a clean body. Why should we keep clean, and how? We will learn a song to help us remember the steps to take to stay clean.

<https://classroom.thenational.academy/lessons/singing-a-song-of-soap-6gt30t?activity=video&step=1>

Thursday 4th March

Literacy



I hope that you enjoyed making the chapati's yesterday. How were they? Were they delicious? Easy to make?

Today and tomorrow, you are going to get the chance to write up the instructions of how you made your chapati.

Have a look at the video to see my example. You will need an adult to help you sound out the words.

Numeracy

Your turn!

Using your ten frame from yesterday, can you get two different objects. How many different ways can you make 6 using these?

Lesson objectives:

- * Partitioning and looking at number bonds of 6 on a 10 frame
- * Looking on number line - what is before, what is after? What does this mean? (more/less)

Phonics

Thursday: recapping the vowel O

Video:

Find the slides on our school's website: <https://scotholme2021.weebly.com/foundation-2.html> Choose: Week 8 (1st March)

Internet safety



Follow the adventures of Smartie the Penguin. How can he keep safe when he is on the internet? How about you? What decisions do you need to make to stay safe? What should you do if someone you don't know tries to talk to you on the internet?


What did you learn from Smartie the Penguin?

History Old and New Farms



Look at the pictures of the farms - which one is old and which one is new? How do you know talk to your adult about it?

Now have a look online - remember to use the internet safely- can you find pictures of **old farms**? How do you know they are old? Talk about **what** you find and **how** you know with an adult. Now share your picture with us or draw one on your computer /I Pad and sent it to us.



Send us on Dojo

A picture you have found that you can copy and sent to us. Or drawing on your computer / I Pad that is of an old farm object that you can sent to us, tell us how you know it is old.



This is a horse it was used on old farms the old picture shows me this.

PE



Exercise on the farm

| Indoor Workout for Children |

Join Miss Linky for a fun workout on the farm and learn about farm animals. You do not need any equipment, but remember to drink enough water.

<https://www.youtube.com/watch?v=iHJ2fW3iJVE>

Friday 5th March

Literacy



Well done on writing the first part of the instructions yesterday. Today we are going to write the second half. What did you do next? You will need an adult to help you sound out the words.

Numeracy

6

Today we are going to recap on one fewer than numbers below 6. Mrs Harris is going to help us recap on all that we have discovered so far. I hope that you enjoy the lesson!

<https://classroom.thenationalacademy/lessons/explore-one-fewer-within-six-6wr66c?activity=video&step=1>

Please send us a video/photograph of you completing this task!


Phonics

Friday: recapping the vowel U

Video:

Find the slides on our school's website: <https://scotholme2021.weebly.com/foundation-2.html> Choose: Week 8 (1st March)

Music




Listen to the song 'Walking on Sunshine' by Katrina and the waves'.

<https://www.youtube.com/watch?v=iPUmE-tne5U>

Close your eyes and listen to it once. What do you think about/see when you hear the song? Listen to it again and draw happy? Sad? Excited?

Storytime



Today's story is all about counting chickens. I love this story as it is funny and is great for counting. Listen to the story and tell me what your favourite part is. Do you enjoy this story? What did you like about it?

https://youtu.be/Tuixvp84Y_M