

F2 Online learning 08.02.21

Monday 08.02.21

Literacy



Today's dojo task:

We are going to focus on our writing. We are going to write one word on a piece of paper/card

and draw a picture to illustrate this. We will choose one of Kipper's toys to write and draw. This could be owl, hippo, sock thing, snake etc.

For example:



owl

Numeracy

⏸ Talk Task



I think it is ___ because.

The month is _____.



It is day time because...

Today we are going to have a recap on time. This is a really fun, great lesson to teach us all about seasons, time and weather. Watch the lesson and tell me all

the things that you learn. Perhaps you could send us a video of you singing the days of the week song?

<https://classroom.thenational.academy/lessons/exploring-and-discussing-time-and-the-seasons-6mwp8c?activity=video&step=1>


Phonics



Monday: Our new sound is 'th'. Watch Mrs Szemenyei teach it in this video. If you need to see slides, they will be here every day: <https://scotholme2021.weebly.com/foundation-2.html> >> choose Week 6 (8th February) and look for phonics.

RE - Sukkot A Jewish Celebration.

Read the story or watch the You Tube videos about the Jewish Celebration of Sukkot.



<https://www.youtube.com/watch?v=SRHkgWGyn4Y&safe=active>

<https://www.youtube.com/watch?v=OZ5rGZc2w3Y&safe=active>

Talk to your adult about the Jewish festival, what do they do? Do you celebrate any festivals? Are any things the same? What is different?



This is what I have learnt about Sukkot.

"I know Jewish people celebrate harvest festival and build a Sukkat."

(Teaching point: to know about some religions and sacred places - Jewish Sukkat)



Send us on Dojo:

A sentence about what you know about the Jewish festival of Sukkot.

DT- Chinese dragon

Learning focus: cutting, gluing, sticking

Chinese New Year celebration is here soon, so we start making things for this.

What you need:

Coloured paper / or white paper coloured in

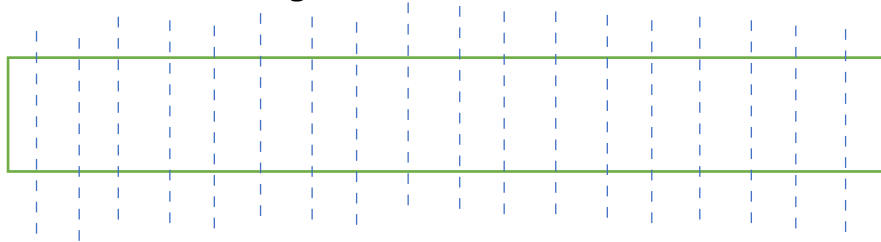
Scissors

String




Parents to draw a bit and small triangle for the dragon's head and tail and a long rectangle.

Children to cut the triangles and the rectangle out, then cut strips from the rectangle, like this:



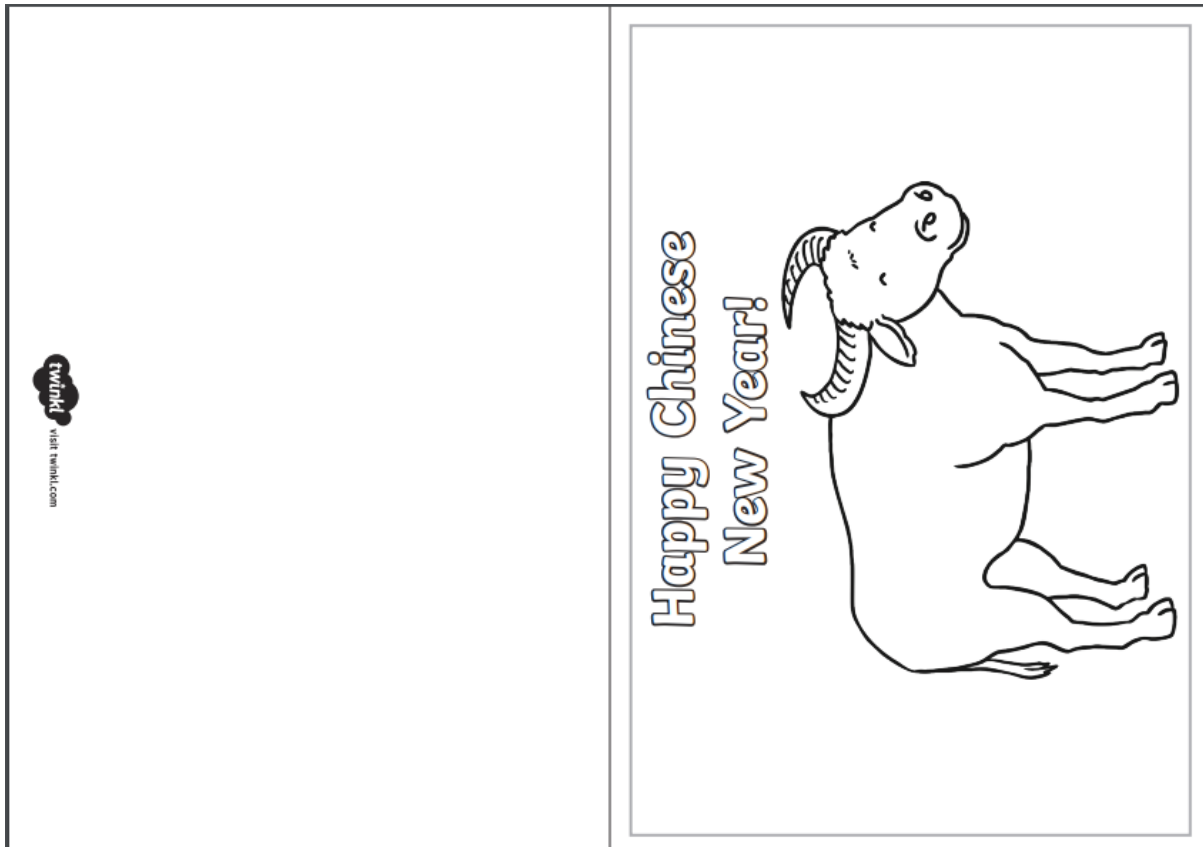
If you have white paper, ask the children to colour them in.

Children to glue the strips of paper on the string. If this doesn't work, use sellotape to fix the strips on the string. The children should practise cutting and positioning the sellotape! Add the big triangle for the head and the small for the end of the tail. The children can draw the eyes and teeth.




Art

It is nearly Chinese New Year! We will be learning little bits about this as the week progresses. It would be really lovely if you could have a try at making a Chinese New Year card. Here is a template. It has the Ox on, which is the animal of 2021. If you do not have a printer, that is OK. You can draw and design your own card. Have a look for ideas on the internet. Who will you give your card too? What will you write inside?



Tuesday 09.02.21



Literacy

Today's dojo task:

We are going to focus on our writing. We are going to write one word on a piece of paper/card

and draw a picture to illustrate this. We will choose one of Kipper's toys to write and draw. This could be owl, hippo, sock thing, snake etc. Choose a different toy from yesterday to write about.

For example:



hippo

Numeracy

Today we are going to explore how many different things we can do in 2 mins.
Watch the video and join in with me!

Phonics




Tuesday: Our new sound is 'th'. Watch Mrs Szemenyei teach it in this video.
If you need to see slides, they will be here every
day: <https://scotholme2021.weebly.com/foundation-2.html> >> choose Week 6
(8th February) and look for phonics.

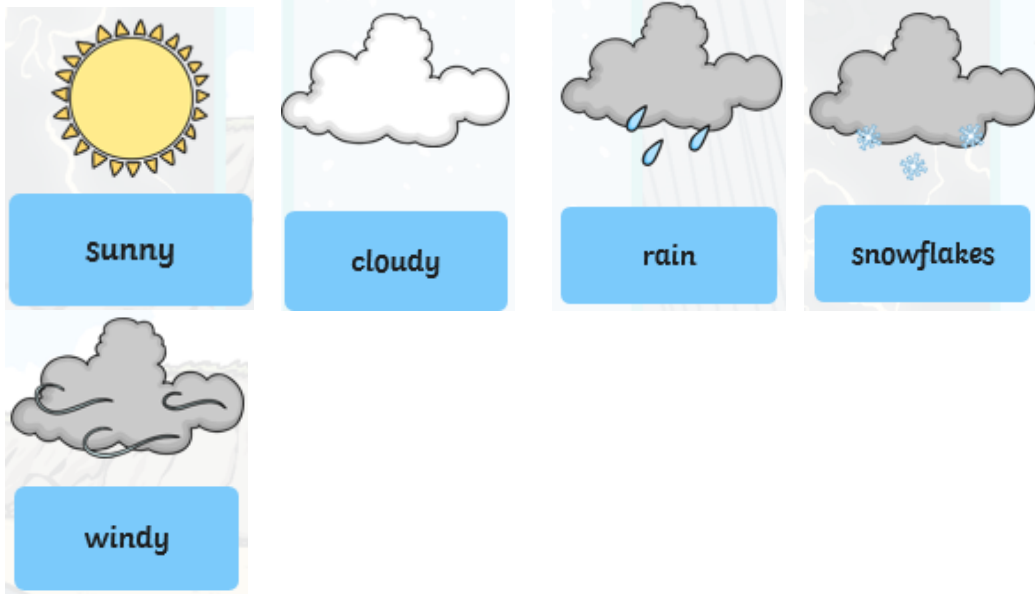
Science - What is the weather like?

We have looked at seasons at school - do you remember
Autumn, winter, Spring and Summer. Talk to your adult
about what you remember.

This week you are going to have a very important job!
You are going to be weather reporters!

<https://www.youtube.com/watch?v=sn6GLgaTYOM>





We would like you to look at the weather each day and describe it. Try using the words above to help you and add some of your own if you can

Today the weather was sunny but very cold.

Day of the week	Write in the word that describes it.
Tuesday	Cloudy

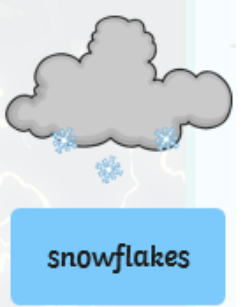


Send us on Dojo:

You can use the chart to write on if you can print it or draw the same chart yourself. Fill these in and send us a photo on Dojo.

(Teaching point: to look at the daily weather and be able to describe it.)

Fill in this chart on 3 days over the week to show what the weather has been like.

Day of the week	Write in the word that describes it.



Computers



Great work so far on learning about the seasons and weather changes. Today, I would like you to look on the internet to see if you can find some amazing types of weather changes.

You could research hurricanes, tornados, typhoons, tsunamis etc.

Look at one and see if you can find out what they are, find photographs of them happening and discover what happens afterwards. You could send us a video of what you find or you could make a poster. Looking forward to seeing what you research!

Wednesday 10.02.21



Literacy

Today's dojo task:

We are going to focus on our writing. We are going to write one word on a piece of paper/card

and draw a picture to illustrate this. We will choose one of Kipper's toys to write and draw. This could be owl, hippo, sock thing, snake etc. Choose a toy that you have not written about yet. Make sure each word and toy is on a different piece of paper.

For example:



snake

Numeracy

Today we are going to explore how many different things we can do in 2 mins. Watch the video and join in with me! Can you count down from 20. How many hops can we do in that time? Let's do it together!

Phonics



Wednesday: Our new sound is 'th'. Watch Mrs Szemenyei teach it in this video. If you need to see slides, they will be here every day: <https://scotholme2021.weebly.com/foundation-2.html> >> choose Week 6 (8th February) and look for phonics.

P.S.H.E




Today we are going to listen to a story all about a Grumpy Dragon. What does it mean to be 'grumpy'? When do you feel grumpy? Why do you think the dragon felt grumpy in the story? Do you think Joe could have handled things differently? Do you think George was a good friend to Joe? What would have happened do you think if he had been Grumpy too?

<https://www.youtube.com/watch?v=qwEJUO-f1Ng>

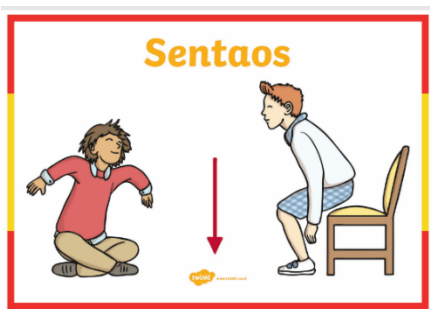
Spanish - Instructions

This week we will learn to follow these 4 instructions in Spanish. Practise the words and the actions. Play with your child taking turns saying the instructions and following them.

<https://youtu.be/gyOubATAoFE>



>> "es koo chard" = Listen!



>> "sent-ar-os" = Sit down!



>> "lev-on-tar-os" = Stand up!



>> "mee-rard" = Look!



Literacy

Today's dojo task:

Today you will need your parents help to write the sentence:

Kipper has a

You will then use one of your toy cards from this week to complete the sentence. Try to write three sentences. Remember to include full stops and capital letters.

For example:

Kipper has a snake



Numeracy

Today's numeracy lesson is linked with your DT. You will have the chance to make a delicious stir fry. Look at the plan and help me to sequence the photographs. If you have a chance why don't you have a go at making a stir fry, taking photographs as you go. You could then send us a video of you making the stir fry and a timeline showing us the photographs in the correct order. Happy Chinese New Year!



Phonics



Recap phase 2. Watch Mrs Szemenyei teach it in this video.


If you need to see slides, they will be here every

day: <https://scotholme2021.weebly.com/foundation-2.html> >> choose Week 6 (8th February) and look for phonics.

History- Teddy and You

We have learnt about where Teddy Bears came from.

A long time ago, Teddy's and toys were made from different things and looked a bit different too.



Talk to your adult about how you know these toys are old, what are they made of? What do they look like? How do they work?

This is my favourite toy, I love to build Lego!



(Teaching point: to be able to order 3 things /pictures from oldest to newest)

I have used photo's but you can do drawings, the teddy is the oldest next is Mrs Belshaw as a baby. The newest thing is Mrs Belshaw's favourite toy Lego.




Old Teddy



Baby Mrs Belshaw



Mrs Belshaw's Favourite toy.



Send us on Dojo

Do a drawing of an old toy, you as a baby and your favourite toy. Or you can use photos.

Put these on a line from oldest to newest. Send us a photo of what you have done

Music



Happy Chinese New Year! Welcome to the year of the Ox! Here is a song all about Chinese New Year. How does it make you feel? What do you think of when you hear this music?

<https://www.youtube.com/watch?v=5D5afVVBjY4>

Look at the Lion dance that is performed to celebrate the Chinese New Year. Can you move like the lion? Can you play an instrument like them? Can you follow the rhythm?

<https://www.youtube.com/watch?v=nTrisxsGQO8>

Look at these Lion dances! WOW!! Don't try this at home

<https://www.youtube.com/watch?v=LjJRW1TLAsA>

Art

Week 6

Create your own toy box!

Create a Home for your new toy! This home can be anything you want, ask your toy what they would like their home to look like. Here are some amazing ideas I have found. Use your amazing artistic skills to create something out of this world! All you need is a box, some paints or crayons, some coloured paper and some glue. You can use whatever you would like to decorate your box. Remember to show me your creations, I can't wait to see them!



Friday 12.02.21



Literacy



Task for Dojo:

Now it is our turn to write the sentence and the key word. I would like you to sound out the letters and write the sentence. You can use your word cards from the week to help you.

You need to write:

'Kipper has a


Your adult can help you to sound these out if needed.

Numeracy



Great work so far this week. Today we are going to do a Chinese themed maths lesson. We are going to match the quantity of coins in a red envelope with it's corresponding numeral. Watch the lesson and then see if you can do this at home!

Phonics



Recap phase 2. Watch Mrs Szemenyei teach it in this video.

If you need to see slides, they will be here every

day: <https://scotholme2021.weebly.com/foundation-2.html> >> choose Week 6 (8th February) and look for phonics.

P.E.

F2 PE lesson 12/02/21



Andy's Wild Workouts

Andy travels to the Freezing Arctic to see what he can find. He leaps with an Arctic fox, swims with eider ducks before meeting a huge, hungry polar bear.

Can You go on an Arctic Adventure with him?

<https://www.bbc.co.uk/iplayer/episodes/p06tmmvz/andys-wild-workouts>

Storytime



Here is the story of the Chinese New year animals. I hope that you enjoy the story. What happens in it? What have you discovered?

https://www.youtube.com/watch?v=eVClAj8q_IY