

Story Time

Our story this week is 'The Gingerbread Man'
Retold by Brenda Parkes and Judith Smith.



Please share the story with your child, talking about the pictures and asking questions about what they can see. Share the story at least three times during the week as children learn best through repetition. Children will learn new vocabulary each time they hear the story. Children will learn to anticipate what happens next and they will be able to repeat words and phrases from the story.

Some questions you may ask: What happens at the beginning of the story? What happens after that? What happens at the end of the story?

- Did you like the story? Why? Why not?
- Who is the main character in the story? Can you remember other characters?
- What happens to the Gingerbread Man in the story? Why is he running? Who is chasing him? Why are they chasing him?

Can you draw a Gingerbread Man picture? Can you decorate the Gingerbread Man with some buttons?

Story telling:

<https://www.youtube.com/watch?v=pckuS--U1V4&safe=active>



Key story vocabulary:

As reading the story throughout the week, please introduce new vocabulary gradually. Discuss the meaning of each word to help children to gain a better understanding of what happens in the story.

The Gingerbread Man Story Mat

Once upon a time

little old woman

little old man

baked

gingerbread

voice

oven

opened

door

stop

shouted

run

fast

can't

catch

I'm

field

horse

chased

cow

lane

stream

fox

help

climb

tail

swim

across

wet

back

head


nose

ate

gulp




Weekly Activities:




Name Date

The Gingerbread Man

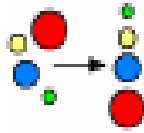
Design a Gingerbread Man






Name Date

The Gingerbread Man



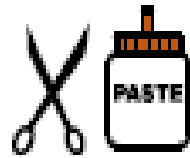
Order the pictures to tell the story






Name.....Date.....

The Gingerbread Man





Cut and Paste





Name Date

The Gingerbread Man



Draw your favourite part of the story.

