

Practising letter sounds

Use the flashcards to show children what sound each letter makes.
Practise together.

These are some links to practice initial sounds:

In Foundation 1, we teach phase 1 of phonics in preparation for Foundation 2. One of the aspects of phase 1, is teaching initial sounds. We use pure sounds and these links could help with that. These are the initial sets that we teach in Foundation 1.

Phase 1 Letter Sounds Set 1 (s, a, t, p)

<https://www.youtube.com/watch?v=T4fvEl8MIvs>

Phase 1 Letter sounds set 2 (i, n, m, d)

<https://www.youtube.com/watch?v=daOv3apd78s>

Phase 1 Letter Sounds set 3 (g, o, c, k)

<https://www.youtube.com/watch?v=R-kQoyBYKJI>

Alongside pure sounds, we use Jolly phonics songs and actions to help children memorise through active learning. (This video explains how to pronounce each pure sound and shows each matching action from the Jolly Phonics scheme)


<https://www.youtube.com/watch?v=yVyry9jpVjI>

This is a video from Jolly phonics with songs matching each letter sound.


<https://www.youtube.com/watch?v=1Qpn2839Kro>

Refer to each picture for the initial sound:


s snake



n noise



a ant




t tennis



i ink



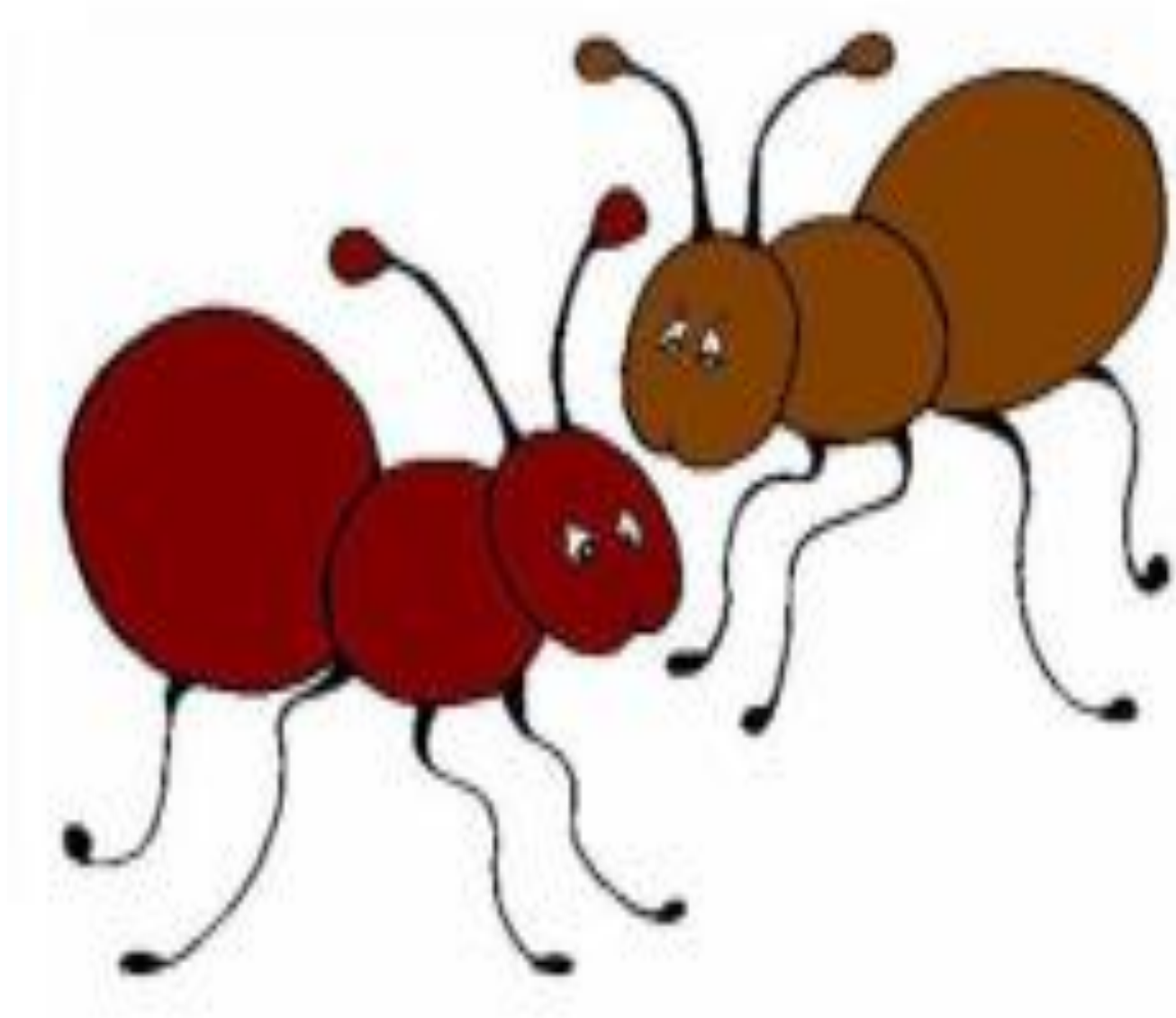
p pig





S

S




a

a



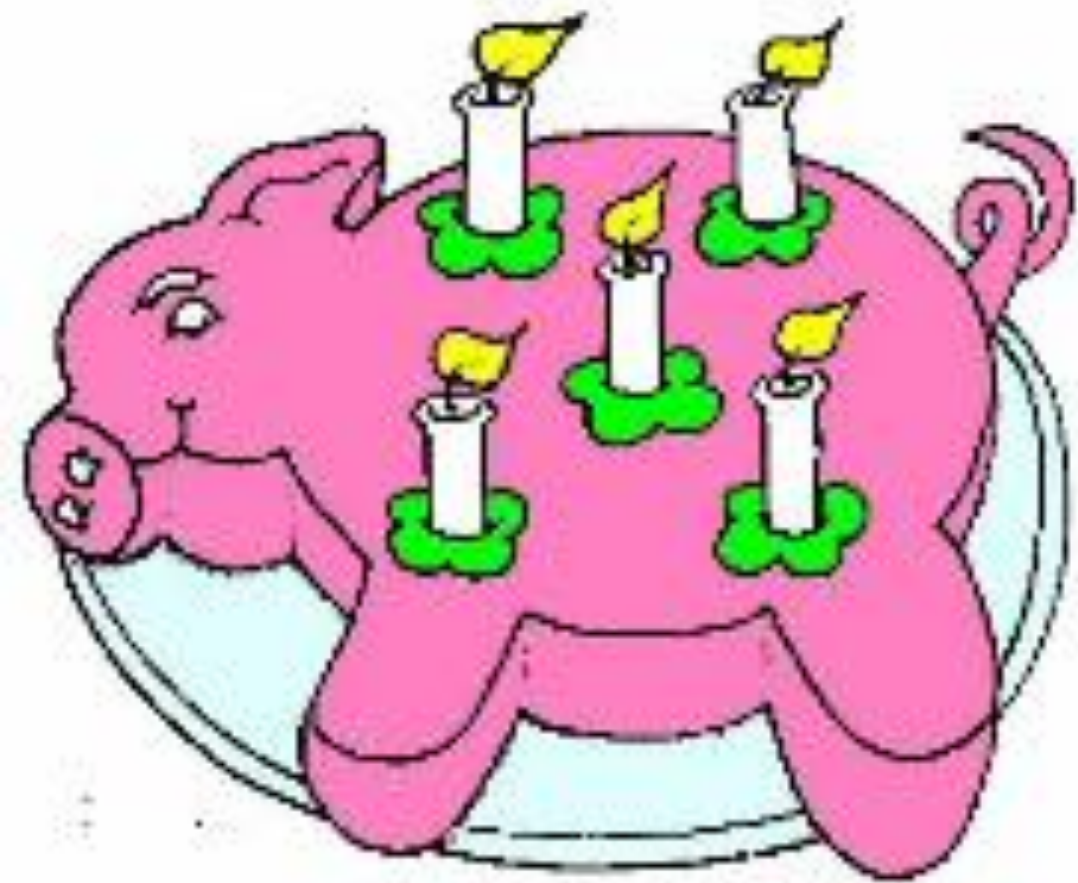
t

t




j

j



p

p



n

n