

Year 2 Alternative Work Pack

This pack is intended for children who are struggling to access the main work provided.

It follows the same themes and areas that the rest of the class are doing but at a more accessible level.

In Maths this week, we are looking at money. When looking at money we look at value rather than number of coins. These are the coins we have in this country.



1p
One Penny



2p
Two Pence



5p
Five Pence



10p
Ten Pence



20p
Twenty Pence



50p
Fifty Pence



£1
One Pound










£2
Two Pounds

Write in the correct symbol (< > =) to make the calculations below correct.

MONDAY - Comparing Amounts

Can you total the
money and
compare the
amounts using the
crocodiles to show
which one has
more.

		11p
		16p
18p		
11p		
14p		
		13p
		18p
		12p

TUESDAY - Totaling

I have come to the toy shop to buy some toys. What could I buy and how much would it cost me?

Toy Shop Price List

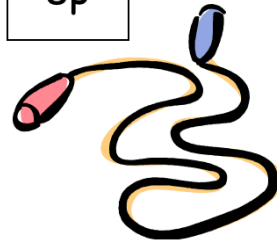
13p



7p




8p




15p



9p




11p

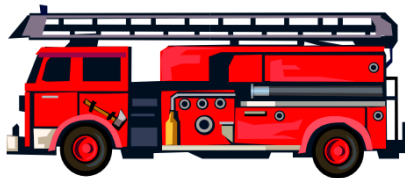


20p

12p



6p
























14p



WEDNESDAY - Finding Change

When we pay with too much, we have to have change given back to us, otherwise it wouldn't be fair.





















Can you work out the change you would get from 10p if you bought these items?

I paid with	I bought	my change
	 4p 	
	 7p 	
	 5p 	
	 9p 	
	 3p 	
	 8p 	
	 6p 	

THURSDAY - Finding Change

Can you work out the change you would get from 20p if you bought these items?

You might need to add the 2 items together first!

I paid with	I bought	my change
	 15p 	
	 17p 	
	 14p 	
	 12p 	
	 7p  8p 	
	 8p  8p 	

FRIDAY - Real Life Problems

I have come to the toy shop to buy some toys. What could I buy and how much would it cost me? I have 20p. What items could I buy and what change would I get?

Toy Shop Price List

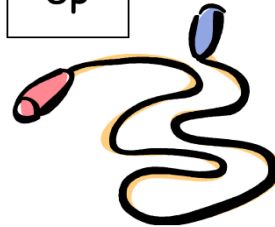
13p



7p




8p



15p




9p




11p



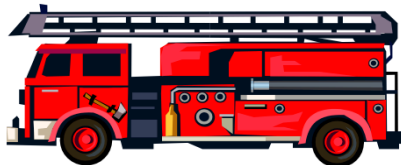
20p



12p



6p



14p



English - Monday

This term we are looking at life cycles.

Read or watch the story of the Hungry Caterpillar. What happens in the story?

If you don't have access to this, Mr Price will read it today as the daily story on Class Dojo. There is also this animated version on Youtube:

<https://www.youtube.com/watch?v=75NQK-Sm1YY&safe=true>

THE VERY
HUNGRY
CATERPILLAR

by Eric Carle




English - Tuesday and Wednesday Story Sequencing

Here are some pictures from the story.

Can you cut them out and put them in order?

When you have done that, can you write a sentence to go with the picture?



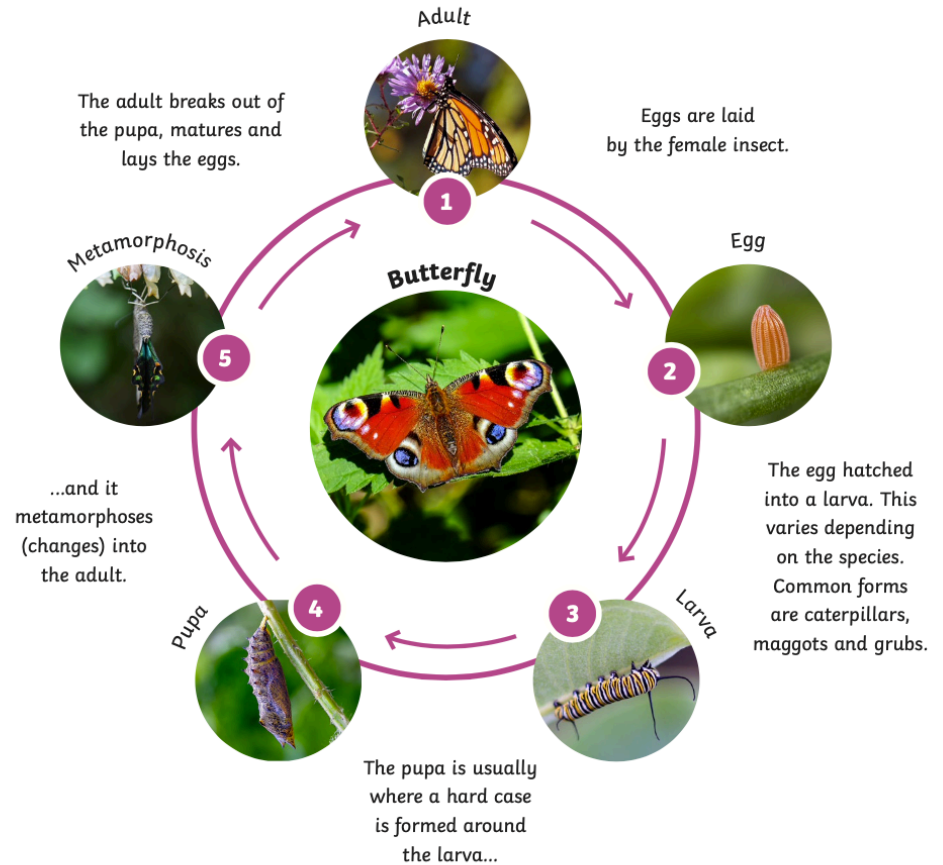
English - Thursday Vocabulary

This is a life cycle. It shows what happens in the life of a butterfly. How is it similar to the story we have read?


Can you read the piece and circle any words you don't know?

The Insect Life Cycle

Complete Metamorphosis



Other Insects that Complete Metamorphosis



English - Friday

This is some of the information from the life cycle we looked at yesterday. Can you cut out the pieces and put them in order to create a life cycle.

You will need 4 steps.

Pupa / Chrysalis	Caterpillar	Adult butterfly	Eggs
------------------	-------------	-----------------	------

The butterfly lays eggs on leaves.	The egg hatches into a caterpillar, which eats leaves, and grows until it is ready to turn into a pupa/chrysalis.
The body of the butterfly develops inside this.	The butterfly emerges from the pupa and flies off to find flowers to feed from.



Science

This week, we are going to find out about some Australian animals.

- https://www.youtube.com/watch?v=TkCq54_ho-A

- You could watch this video on Youtube that introduces lots of Australian animals.


- If you cannot watch the video, there are some examples on the following page.

- Have a go at researching your own Australian animals as well.

Here are some more Australian animals. Can you draw one of them and write a sentence to describe it?




Kangaroo



Tasmanian Devil



Koala Bear



Dingo

Geography - Australian Nature

- Here is Australia's most common tree. The Eucalypts Tree.
- How is it different to the trees in the UK?
- What do you notice about the landscape around the tree?



Here are some more Australian plants. Can you draw one of them and write a sentence to describe it?

Bottlebrush



Wattle



Waratah



Spider Flower

