

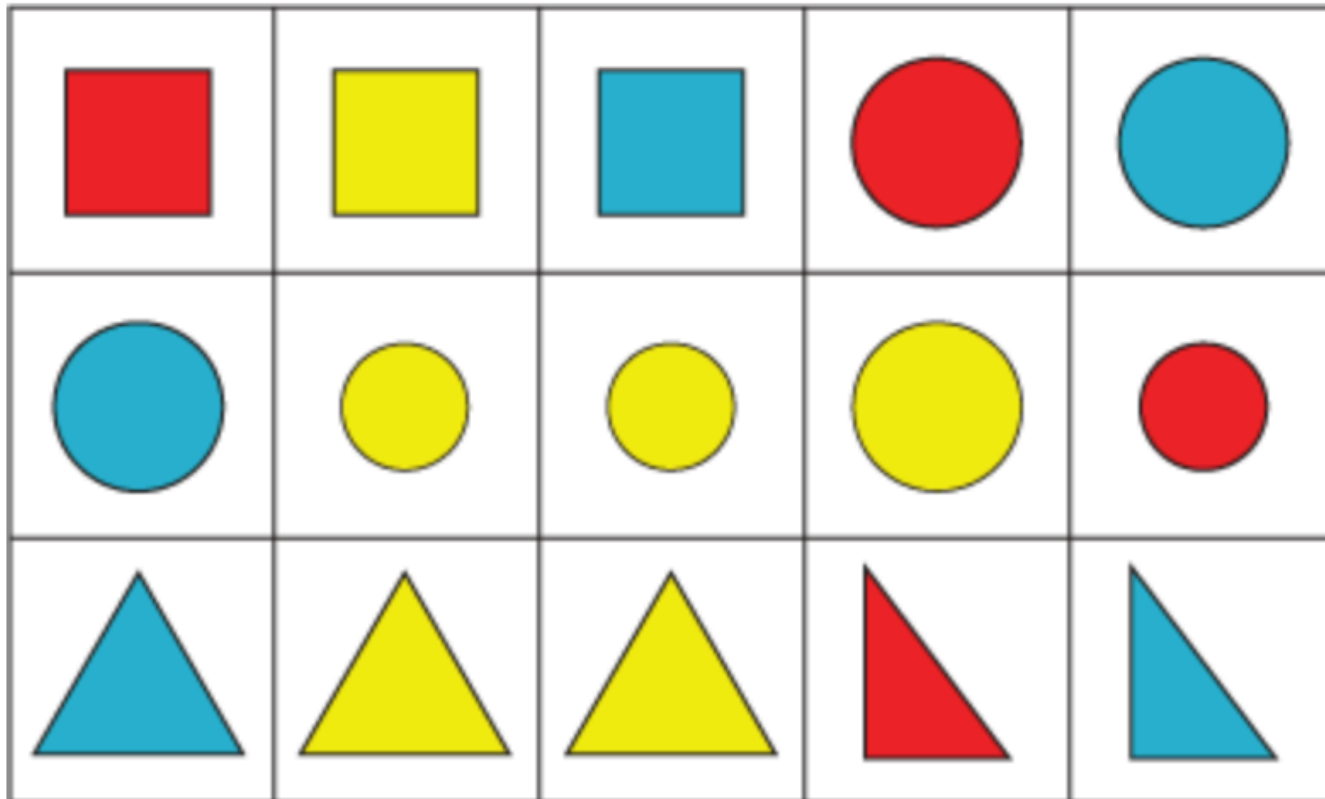
# Year 2 Alternative Work Pack

This pack is intended for children who are struggling to access the main work provided.

It follows the same themes and areas that the rest of the class are doing but at a more accessible level.

# Monday - Maths 2D SHAPE SORTING

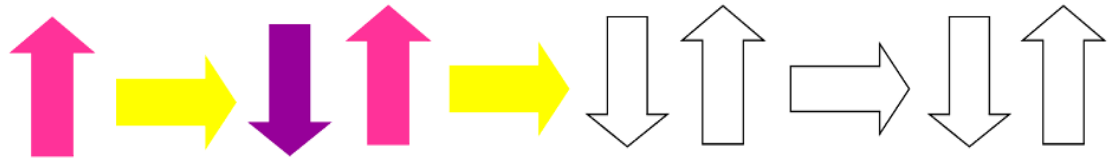
Here are some shapes we looked at last week. Can you sort them into groups?



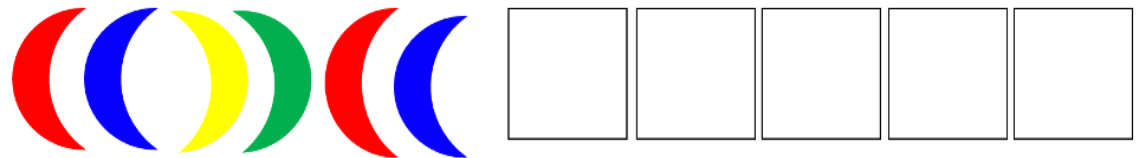
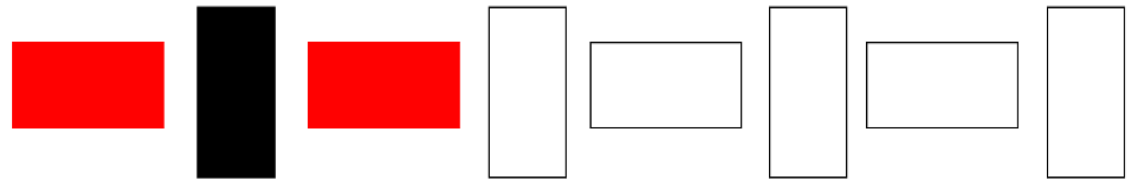
Tuesday -  
Maths 2D  
SHAPE  
PATTERNS



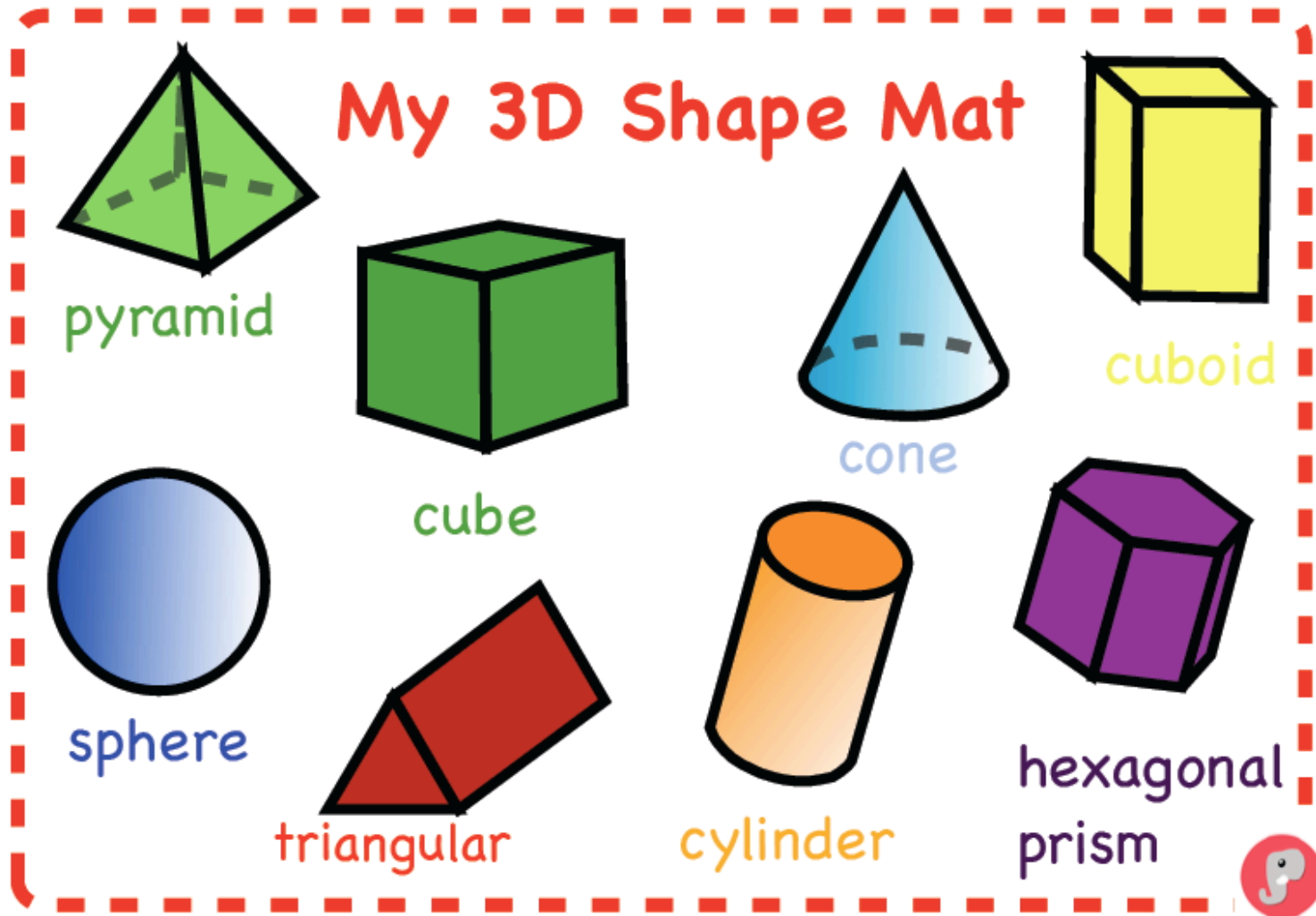
Can you  
complete the  
shape  
patterns?



Can you create  
your own shape  
pattern?









Wednesday - Maths 3D SHAPES WORD MATCH  
Here are some 3D shapes.



Wednesday -  
Maths 3D  
SHAPES  
WORD  
MATCH

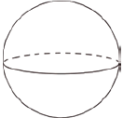
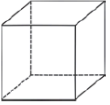


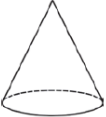

Can you match  
the shape to  
the right  
word?


Use the last  
slide to help,  
if you need it!

	<b>Sphere</b>
	<b>Cuboid</b>
	<b>Cube</b>
	<b>Square-Based Pyramid</b>
	<b>Cylinder</b>
	<b>Cone</b>

# Thursday - Maths 3D SHAPE PROPERTIES

We are going to match colours and shapes. Can you see what shapes make up this picture? What colours would you use?


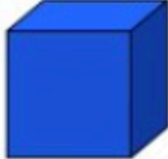


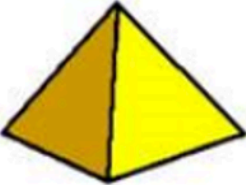

Key		
Shape	Name	Colour
		blue
		yellow
		purple
		green
		orange
		red



# Friday - Maths 3D SHAPE HUNT

Today, we are going  
to go on a shape  
hunt.

Can you find  
objects that look  
like these around  
your home? Draw a  
picture of them in  
the box.

3D Shape	Picture
	
	
	
	
	
	

# English - Monday COMPLETE STORY



Today's work is to finish your story from last week.

If you have finished, there are some puzzles for you to have a go at on ClassDojo.



English - Tuesday



Listen to Mr Price read Chapter 1 of the House at Pooh Corner.

What happens in the story? Explain what happens to an adult.

# English - Wednesday



Here is the main character from the story we read yesterday.

What can you tell me about him?

Write 3 sentences about him.

His name is \_\_\_\_\_.

He is \_\_\_\_\_.

He likes \_\_\_\_\_.

# English - Thursday



Here is the other main character from the story we read yesterday.

What can you tell me about him?

Write 3 sentences about him.

His name is \_\_\_\_\_.

He is \_\_\_\_\_.

He likes \_\_\_\_\_.

## English - Friday

The more it snows  
(Tiddely pom),  
The more it goes  
(Tiddely pom),  
The more it goes  
(Tiddely pom),  
On snowing.  
And nobody knows  
(Tiddely pom),  
How cold my toes  
(Tiddely pom),  
How cold my toes  
(Tiddely pom),  
Are growing.

Can you read the poem?


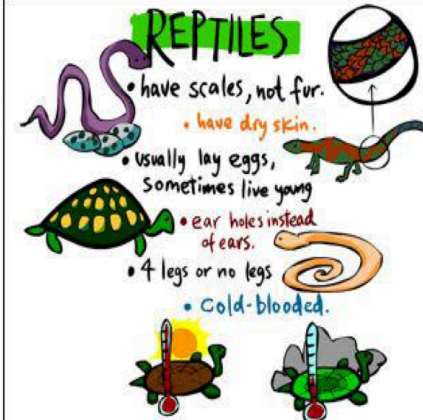




Can you perform the poem?

Watch the video of the poem:

<https://youtu.be/iWowM5FwIyg>


# Science

Last week, we looked at classifying. We can put all animals into 6 groups, amphibians, reptiles, fish, birds, mammals and insects. If you need help watch Mr Price's Science video.

Animal Classification – Cheat Sheet		
<h3>AMPHIBIANS</h3> <ul style="list-style-type: none"><li>• live on land &amp; in water.</li><li>• webbed feet.</li><li>• breathe with lungs &amp; gills.</li><li>• Cold-blooded.</li><li>• moist smooth skin, (no hair or fur)</li><li>• 4 legs (sometimes none)</li><li>• lay many eggs.</li></ul> 	<h3>REPTILES</h3> <ul style="list-style-type: none"><li>• have scales, not fur.</li><li>• have dry skin.</li><li>• usually lay eggs, sometimes live young</li><li>• ear holes instead of ears.</li><li>• 4 legs or no legs</li><li>• Cold-blooded.</li></ul> 	<h3>FISH</h3> <ul style="list-style-type: none"><li>• breathe underwater using gills, not lungs.</li><li>• live in water</li><li>• have scales and fins. (no hair or fur)</li><li>• Cold-blooded.</li><li>• lay MANY eggs.</li></ul> 
<h3>BIRDS</h3> <ul style="list-style-type: none"><li>• have feathers &amp; wings →</li><li>• lay eggs</li><li>• have 2 legs</li><li>• ear holes instead of ears.</li><li>• warm-blooded</li></ul> 	<h3>MAMMALS</h3> <ul style="list-style-type: none"><li>• have hair or fur</li><li>• give birth to live young</li><li>• mammal mothers nurse their young with milk.</li><li>• have lungs and need air to breathe.</li><li>• mammals that live on land have 4 legs, and ears that stick out</li><li>• warm-blooded</li></ul> 	<h3>Insects</h3> <ul style="list-style-type: none"><li>• Invertebrates (No Backbone)</li><li>• Have <u>exo</u>-skeleton</li><li>• Segmented body</li><li>• Lay eggs</li><li>• Antennae on head</li></ul> 



TASK: Can you put these animals into the 6 animal classifications. You can cut up the pictures and stick them onto the sheet on the next page or you can draw them.



**Fish**

--	--	--

**Reptiles**

--	--	--

**Birds**

--	--	--

**Amphibians**

--	--	--

**Mammals**

--	--	--

**Insects**

--	--	--

# Geography

This term, we will be looking at Australia and comparing it to where we live here in the UK.

What do you know about Australia?

Today, we would like you to draw a picture of anything you know about Australia. It could be an animal, a landmark etc. What do you think of when you think of Australia? If you need some help, watch Mr Price's *Geography* video.

